



TATA mutual fund

TATA VALUE FUND

(An open ended equity scheme following a value investment strategy)

When would you rather buy?

As on 30th September 2026

Registered Name: Tata Mutual Fund
Registration No. MF/023/95/9

DATE OF ALLOTMENT
June 29, 2004

BENCHMARK
Nifty 500 TRI

FUND SIZE
Rs. 8239.46 Crores

MONTHLY AVERAGE AUM
Rs. 8446.29 Crores

FUND MANAGER
Sonam Udasi (Managing Since 01-Apr-16)

EXPENSE RATIO**
Direct - 0.69
Regular - 1.51

EXIT LOAD

1) On or before 30 days from the date of allotment: 0.50%.

2) After 30 days from the date of allotment: NIL. (w.e.f 19th August, 2025)

MINIMUM INVESTMENT
Rs. 5,000/- and in multiples of Re. 1/- thereafter.

**Note: The rates specified are actual month end expenses charged as on September 30, 2026. The above ratio includes the Service tax on Investment Management Fees. The above ratio excludes, borrowing cost, wherever applicable.

Watch the video guide

FUND OVERVIEW

Tata Value Fund follows the value-conscious style of investing. The Scheme aims to invest at least 70% of its assets in companies which, at the time of investment, have a rolling twelve month P/E ratio lower as compared with the rolling twelve month P/E ratio of the BSE Sensex. Buying good companies at an attractive P/E ratio is a good discipline, but clearly not the only anchor. The Fund uses several other qualitative and quantitative screens to buy companies. The Fund strives to "buy good stocks at cheap valuations and not "cheap" stocks"

RECOGNISING VALUE

The fund seeks stocks which are cheaper because

- The market is yet to recognise its value.
- There may be temporary concerns around the stock.

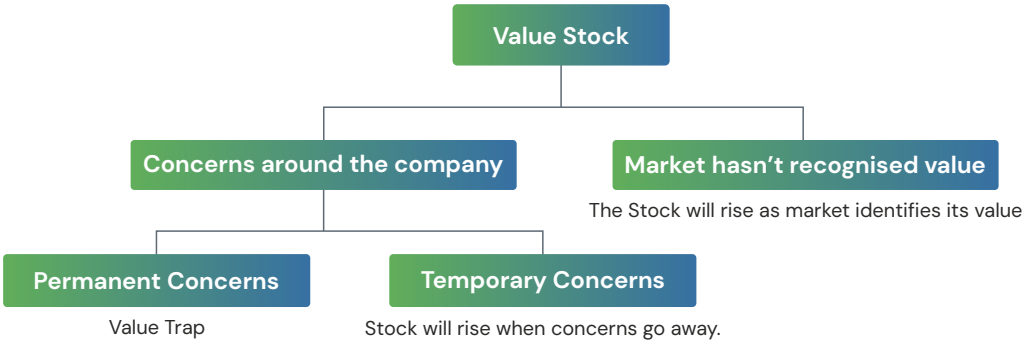

GROWTH WITHIN VALUE

Tata Value Fund is a growth oriented value fund. The fund seeks growth within stocks identified as value.

Sectoral view	Sectors expected to grow over the next 1-1.5 years
Market Leader	Companies which may outperform the sector
Return Ratios	Consistent ROE, ROC and other return ratios over the last 5-10 years
Presence Requirement	Growth which isn't propelled just by capital raised through debt or Equity
Presence in the Index	An indicative of the liquidity of the stock

Based on current market scenario and subject to change

HIGHLIGHTS

01 MANDATE
70% of the stocks with 12-month trailing P/E less than that of BSE Sensex on a day-to-day basis

02 VALUE STOCKS
Stocks under temporary concerns, the idea is to buy "value" expecting it to become "valuable"

03 WITH GROWTH
Seeks growth within stocks identified as value, stocks expected to grow but priced cheap currently

04 CHARACTERISTICS
Factors for selection - Sectoral opportunity, market leaders, return profile, capital efficiency, liquidity

MARKET CAPITALISATION TREND

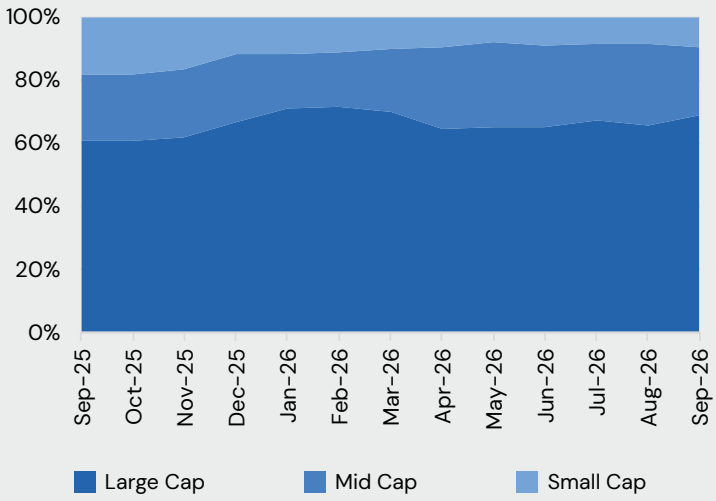

KEY MEASURES^

KEY MEASURES#	FUND	BENCHMARK
Standard Deviation	15.77	13.73
Sharpe Ratio	0.40	0.35
Portfolio Beta	0.91	NA
R Squared	0.67	NA
Treynor	0.58	NA
Jenson	0.16	NA
PE	40.96	19.24

^Risk-free rate based on the FBIL Overnight MIBOR rate of 5.28% as on Sep 30, 2026.
#For the period of 3 years.

TOP 10 HOLDINGS

Issuer Name	% to NAV
ICICI Bank Ltd.	9.10
Shriram Finance Ltd.	6.01
Coal India Ltd.	5.41
Motilal Oswal Financial Serv. Ltd.	5.31
Indus Towers Ltd.	4.48
Kotak Mahindra Bank	4.42
Muthoot Finance Ltd.	4.34
Hindustan Zinc Ltd.	4.33
Bpcl	4.11
Hero Motocorp Ltd.	3.63
Total	**51.14**

TOP 5 SECTORS

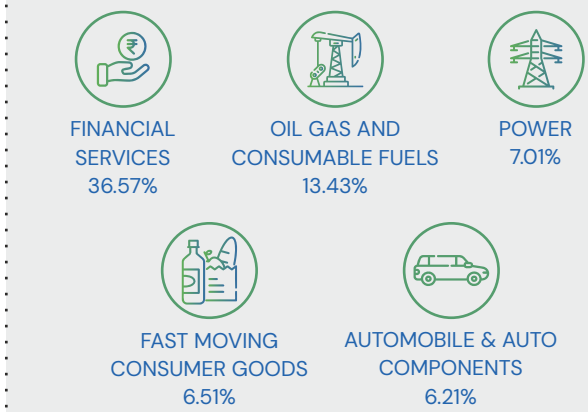

Product Label	Tata Value Fund	Nifty 500 TRI
This product is suitable for investors who are seeking*: • Long Term Capital Appreciation. • Investment (minimum 70%) in equity & equity related instruments of companies whose rolling P/E is lower than rolling P/E of BSE Sensex. ***Investors should consult their financial advisors if in doubt about whether the product is suitable for them.**	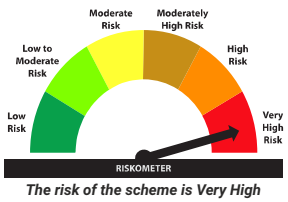 *The risk of the scheme is Very High*	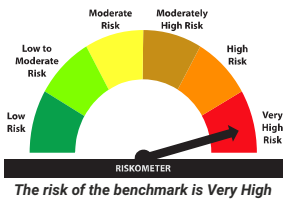 *The risk of the benchmark is Very High*

It may be noted that risk-o-meter specified above is based on internal assessment. The same shall be updated as per provision no. 6.16.1.j of SEBI Master Circular on Mutual Fund dated 20.03.2026, on Product labelling in mutual fund schemes on ongoing basis.

DISCLAIMERS AND OTHER STATUTORY DISCLOSURES
Market capitalization as per SEBI circular: A) Large Cap: 1st-100th company in terms of full market capitalization. B) Mid Cap: 101st-250th company in terms of full market capitalization. C) Small Cap: 251st company onwards in terms of full market capitalization.
For detailed month end portfolio and scheme performance in SEBI prescribed format, please visit: www.tatamutualfund.com

Mutual Fund Investments are subject to market risks, read all Scheme related documents carefully.