TATA mutual fund

GOOD MOVES START SMALL

Tata Small Cap Fund aims to invest in stocks of companies that are in growth mode and have a potential to make it big in the market.



TATA SMALL CAP FUND

(An open ended equity scheme predominantly investing in small cap stocks)

Registered Name: Tata Mutual Fund
Registration No. MF/023/95/9

As on 30th September 2026

DATE OF ALLOTMENT
November 12, 2018

BENCHMARK
NIFTY Smallcap 250 TRI

FUND SIZE
Rs. 13214.49 Crores

MONTHLY AVERAGE AUM
Rs. 13265.28 Crores

FUND MANAGER
Chandraprakash Padiyar
(Managing Since 12-Nov-18)

ASSISTANT FUND MANAGER
Jeetendra Khatri
(Managing Since 03-Oct-23)

EXPENSE RATIO**
Direct - 0.41
Regular - 1.46

EXIT LOAD

1) Redemption/Switch-out/SWP/STP on or before 30 days from the date of allotment: 0.50%.

2) After 30 days from the date of allotment: NIL. (w.e.f 19th August, 2025)

MINIMUM INVESTMENT
Rs. 5,000/- and in multiples of Re. 1/- thereafter.

**Note: The rates specified are actual month end expenses charged as on September 30, 2026. The above ratio includes the Service tax on Investment Management Fees. The above ratio excludes, borrowing cost, wherever applicable.

Watch the video guide

FUND OVERVIEW

Tata Small Cap Fund focuses on buying businesses which can grow over the next 3-4 years along with focusing on strong balance sheet and available at reasonable valuations. Given the high volatility and uncertainty associated with small caps, its imperative to make the right picks.

Since inception, Tata Small Cap Fund has been able to reduce capital drawdowns vis-à-vis the benchmark index. The fund aims to deliver risk adjusted returns focussing on stocks available at reasonable valuations in this segment, The fund is ideal for investors seeking long term capital appreciation.

WHY TATA SMALL CAP FUND?

Actively managed Small Cap Fund

Diligent Stock Selection

- Corporate Governance
- Strong Balance Sheet
- Promoter Ownership
- Valuations
- Representation in Indices
- Entrepreneur Led Business Niche & Scalable Business Model

Diligent Risk Management

- Diversification across stocks/sectors
- Liquidity of stocks play an important role in risk management

Regular monitoring of Exposure limits

- Closely monitors macro-economic environment and other major industry drivers
- Active allocations in Small Cap segment stocks

HIGHLIGHTS

01 COMPOUNDERS
Essential characteristics of stocks picked as compounders are growth, low debt and high free cash flows.

02 LOW CHURN
Buy and hold onto compounding stocks over the medium to long term

03 BOTTOM UP
Business fundamentals and valuations to be primary driver of stock selection

04 AVOID
Global commodity companies

MARKET CAPITALISATION TREND

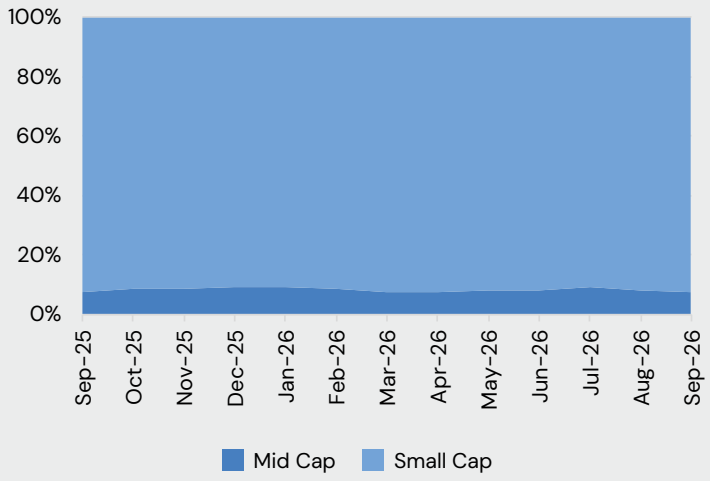

KEY MEASURES^

KEY MEASURES#	FUND	BENCHMARK
Standard Deviation	19.89	18.35
Sharpe Ratio	0.33	0.52
Portfolio Beta	0.65	NA
R Squared	0.38	NA
Treynor	0.86	NA
Jenson	0.04	NA

^Risk-free rate based on the FBIL Overnight MIBOR rate of 5.28% as on Sep 30, 2026.
#For the period of 3 years.

TOP 10 HOLDINGS

Issuer Name	% to NAV
Sudarshan Chemical Industries Ltd.	4.54
Usha Martin Ltd.	4.38
Kirloskar Pneumatic Company Ltd.	4.30
Tega Industries Ltd	4.15
IDFC First Bank Ltd.	3.68
Wockhardt Ltd.	3.36
Godrej Industries Ltd.	3.11
The Ramco Cements Ltd.	2.51
Cello World Ltd	2.49
Quess Corp Ltd.	2.34
Total	**34.86**

TOP 5 SECTORS



Product Label	Tata Smallcap Fund	NIFTY Smallcap 250 TRI
This product is suitable for investors who are seeking*: • Long Term Capital Appreciation. • Predominant investment in equity/equity related instruments of small cap companies. ***Investors should consult their financial advisors if in doubt about whether the product is suitable for them.**	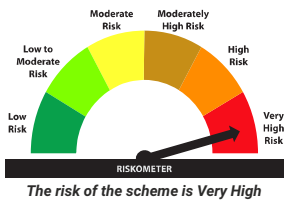 *The risk of the scheme is Very High*	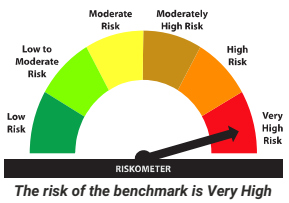 *The risk of the benchmark is Very High*

It may be noted that risk-o-meter specified above is based on internal assessment. The same shall be updated as per provision no. 6.16.1.j of SEBI Master Circular on Mutual Fund dated 20.03.2026, on Product labelling in mutual fund schemes on ongoing basis.

DISCLAIMERS AND OTHER STATUTORY DISCLOSURES
Market capitalization as per SEBI circular: **A) Large Cap: 1st-100th company in terms of full market capitalization. B) Mid Cap: 101st-250th company in terms of full market capitalization. C) Small Cap: 251st company onwards in terms of full market capitalization.**
For detailed month end portfolio and scheme performance in SEBI prescribed format, please visit: www.tatamutualfund.com

Mutual Fund Investments are subject to market risks, read all Scheme related documents carefully.