TATA RESOURCES & ENERGY FUND

(An open-ended equity scheme investing in Resources and Energy Theme.)

TATA mutual fund



Benefit from the potential growth of Resource & Energy sectors of India

Registered Name: Tata Mutual Fund
Registration No. MF/023/95/9

As on 30th September 2026

DATE OF ALLOTMENT
December 28, 2015

BENCHMARK
Nifty Commodities TRI

FUND SIZE
Rs. 1390.87 Crores

MONTHLY AVERAGE AUM
Rs. 1418.94 Crores

FUND MANAGER
Satish Chandra Mishra
(Managing Since 09-Mar-21)

EXPENSE RATIO**
Direct - 0.59
Regular - 1.82

EXIT LOAD
0.25% of NAV if redeemed/switched out before 30days from the date of allotment.

MINIMUM INVESTMENT
Rs. 5,000/- and in multiples of Re. 1/- thereafter.

**Note: The rates specified are actual month end expenses charged as on September 30, 2026. The above ratio includes the Service tax on Investment Management Fees. The above ratio excludes, borrowing cost, wherever applicable.

Watch the video guide

FUND OVERVIEW

The Tata Resource & Energy Fund is an open ended scheme that focuses Primarily in Resources & Energy sectors (atleast 80% of it's assets) which includes sectors driven by global pricing and global demand - Metals and Mining (Aluminium and Steel), Speciality chemicals, Oil and Natural Gas, which are the top sector exposures. On the domestic side it covers Agri chemicals (fertilizers and pesticides, Cement and Power)

PORTFOLIO CONSTRUCTION

The fund endeavours to invest & construct the portfolio with a balance between GARP & value stocks.

The fund has a balanced composition of secular (non-cyclical) businesses that can deliver growth even during a downturn and cyclical plays that can outperform when the particular themes take off (metal, cement etc.). Non-cyclical segments include areas such as chemicals and agricultural inputs (fertilizers & pesticides) whereas cyclical businesses include iron, steel etc.

The fund also maintains a balance between structural & thematic play.

- Structural play: The positions taken are a play on long-term structural changes in the business segments that provide these businesses the potential for a long runway for growth
- Thematic play: Positions in this segment are play in themes over the short to medium term. The themes in the sector include the pickup in private capital expenditure, the Make in India policies of the government, expected rise in demand for select commodities, and government support for industries through direct and indirect subsidies. Some positions are taken based on valuation comfort with the aim of benefitting when valuations revive

MARKET CAPITALISATION TREND

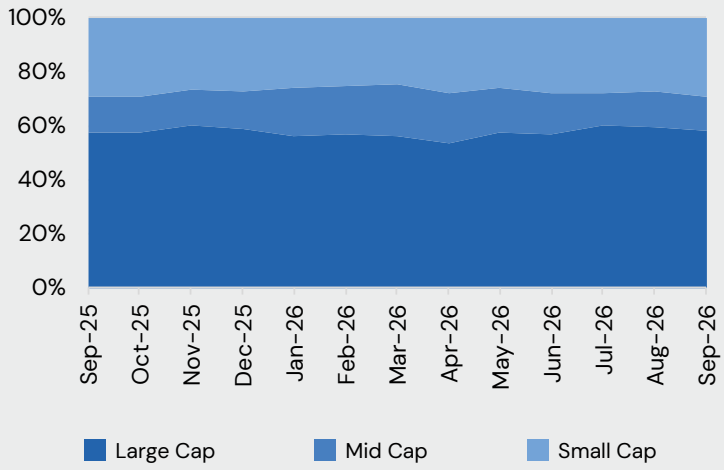

KEY MEASURES^

KEY MEASURES#	FUND	BENCHMARK
Standard Deviation	17.75	16.60
Sharpe Ratio	0.49	0.55
Portfolio Beta	0.71	NA
R Squared	0.47	NA
Treynor	1.03	NA
Jenson	0.19	NA

^Risk-free rate based on the FBIL Overnight MIBOR rate of 5.28% as on Sep 30, 2026.
#For the period of 3 years.

TOP 10 HOLDINGS

Issuer Name	% to NAV
Ultratech Cement Ltd.	5.51
Vedanta Aluminium Metal Ltd.	5.05
Adani Energy Solutions Ltd.	4.62
Tata Steel Ltd.	4.37
Ambuja Cements Ltd.	3.76
Adani Power Ltd.	3.67
Reliance Industries Ltd.	3.58
Oil & Natu. Gas Co.	3.57
Bpcl	3.27
NTPC Ltd.	3.25
Total	**40.65**

TOP 5 SECTORS

METALS AND MINING 22.67%

OIL GAS AND CONSUMABLE FUELS 19.15%

POWER 15.64%

CONSTRUCTION MATERIALS 12.98%

CAPITAL GOODS 10.25%

Product Label	Tata Resources & Energy Fund	Nifty Commodities TRI
This product is suitable for investors who are seeking*: • Long Term Capital Appreciation. • Investment in equity/equity related instruments of the companies in the Resources & Energy sector in India. ***Investors should consult their financial advisors if in doubt about whether the product is suitable for them.**	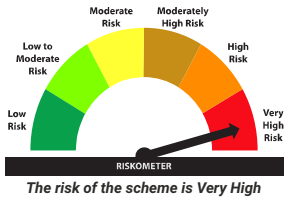 *The risk of the scheme is Very High*	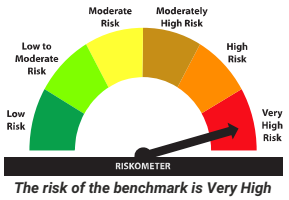 *The risk of the benchmark is Very High*

It may be noted that risk-o-meter specified above is based on internal assessment. The same shall be updated as per provision no. 6.16.1.j of SEBI Master Circular on Mutual Fund dated 20.03.2026, on Product labelling in mutual fund schemes on ongoing basis.

DISCLAIMERS AND OTHER STATUTORY DISCLOSURES
Market capitalization as per SEBI circular: A) Large Cap: 1st-100th company in terms of full market capitalization. B) Mid Cap: 101st-250th company in terms of full market capitalization. C) Small Cap: 251st company onwards in terms of full market capitalization.
For detailed month end portfolio and scheme performance in SEBI prescribed format, please visit: www.tatamutualfund.com

Mutual Fund Investments are subject to market risks, read all Scheme related documents carefully.