TATA

NIFTY500 MULTICAP INFRASTRUCTURE 50-30-20 INDEX FUND

(An open-ended scheme replicating/tracking Nifty500 Multicap Infrastructure 50:30:20 Index)

TATA mutual fund

Far away cities are now just a few hours away...



*Like airports, roads, railways etc.

INFRASTRUCTURE ON THE RISE

LOLLAPALOOZA EFFECT

An extreme outcome caused by a combination of factors moving in the same direction.

CONVERGENCE OF FOUR DRIVING FACTORS

1.CAPEX INCREASING STEADILY (CAPEX IS ANOTHER WORD FOR NEW INVESTMENT)

Capital Expenditure Split
(INR trillion)

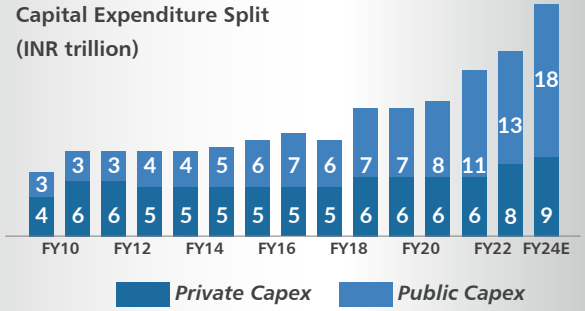

Source: CEIC, Capitaline, I-Sec research

- *Public CapEx in Infrastructure (as % of GDP) has more than doubled.
- Private & household CapEx will drive CapEx going forward as public capex peaks.

**Public CapEx (11.11 tn), PLI or Production Linked Incentive schemes (2.06 tn)*
Source: Union Budget (2023-24)

2.GOVERNMENT POLICY

Scheme Objective	Year of Launch	Achievement
Smart City Infra	2015	88%
Urban Transformation	2015	96%
Farm Irrigation	2015	96%
Drinking Water Infra	2019	89%

₹3tn allocation

- The achievement ratio in most infrastructure schemes is above 80%
- NIP (National Infrastructure Pipeline) targets 111 trillion worth infra projects. (2020-25)

Source: RBI, CRISIL MI&A Research, Money Control

- National Infrastructure Pipeline (2020-25) has expanded to capture 9,639 projects.

Infrastructure Category	Percentage of Outlay
Renewable Energy	24%
Highway & Roads	18%
Urban Infra	17%
Railways	12%

Projected Infra Investment (20-25) Outlay

Corpus (₹ trillion)

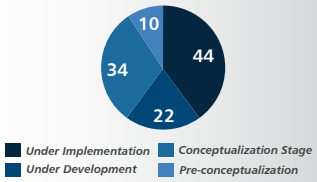

- Current corpus deployment level at 60%. Expected to go up to 75% by 2025.

3.CAPACITY UTILIZATION AT PREVIOUS PEAK

Factories being utilized at

75-80% levels.

Expected Capacity Expansion

+16%	Power sector capacity (Plant Load Factor) (FY24E)
+81%	Refinery capacity (2030E)
+10,009km	Gas pipeline network (Under Construction)

Source: Trading Economics, Ministry of Power, Invest India

4.SUSTAINABLE ENERGY

- 500 GW (Giga Watt) renewable energy by 2030.

Source: Ministry of Power

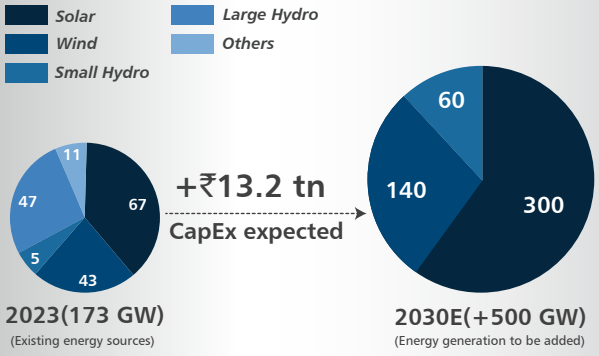

Source: Ministry of Power

TATA NIFTY500 MULTICAP INFRASTRUCTURE 50:30:20 INDEX FUND

An open-ended scheme replicating/tracking Nifty 500 Multicap Infrastructure 50:30:20 Index.

INDIAN INFRASTRUCTURE Past, Present and Future

AIRPORTS

Number of Airports

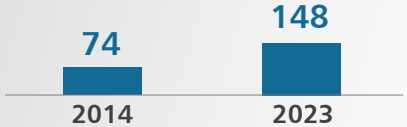

Source: Press Information Bureau

469 routes connecting **74** airports made operational

50 additional airports, heliports, water aerodromes, and advanced landing grounds announced, Union Budget ('23-24)

ROADS

National Highway Length ('000 kms)

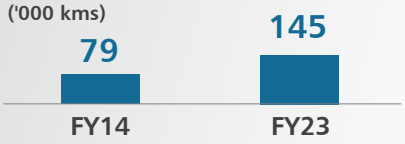

Source: RBI, Ministry of Road Transport and Highways (India)

202 national highways are at the implementation stage (6,270 km in length)

₹2.7tn allocated to the Ministry of Road Transport and Highways, Union Budget ('23-24)

RAILWAYS

Metro Network (in kms)

Source: Press Information Bureau

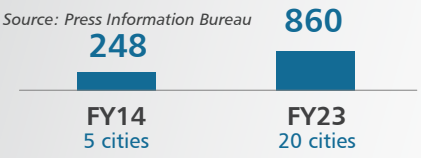

Fourth largest railway system in the world; **13,523** passenger trains & **9,146** freight trains daily.

₹2.4tn allocated to the Railways, Union Budget ('23-24) (9 times the previous budget)

Index Construction Explained

75 maximum stocks (selected from Nifty 500)

Maximum Market Cap Limits



*Top 15 large cap, top 25 mid cap & top 35 small cap Infra stocks considered (based on 6-month average free float market capitalization)

Stock level limit: 10% weight

**Currently includes 33 basic industries that can be clubbed into 13 sectors.

Source: NSE (data as on 30th September 2026)

Current Top 10 Sectors

Semi-annual review and reconstitution occurs for the same.

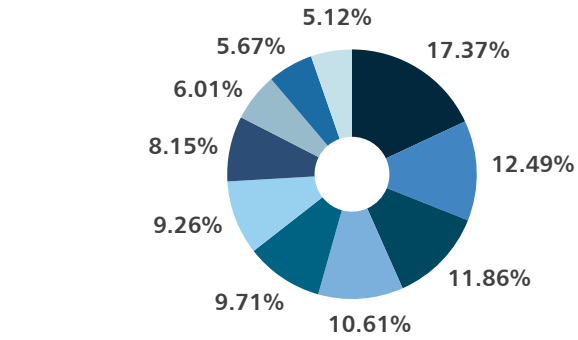

Data as on 30th September 2026)

*Stocks belonging to Nifty 100 index are Large cap, Stocks belonging to Nifty Midcap 150 index are Mid cap and Stocks belonging to Nifty Smallcap 250 index are Small cap

** Subject to change as per modifications in Index composition of NSE Indices & Industry classification as per AMFI.

Index Performance (as on 30th September 2026)

Index Name	1 year	3 years	5 years	10 years	Since April 2024
Nifty500 Multicap Infrastructure 50:30:20 Index	-1.03	NA	NA	NA	1.43
Nifty 500 Multicap Infrastructure 50:30:20 TRI	0.32	NA	NA	NA	2.69

Top 20 Holdings (as on 30th September 2026)

NAME OF THE INSTRUMENT	% TO NAV
Reliance Industries Ltd.	9.89
Bharti Airtel Ltd.	9.72
Larsen & Toubro Ltd.	8.01
NTPC Ltd.	2.79
Adani Ports And Special Economic Zone Ltd.	2.56
Ultratech Cement Ltd.	2.36
Indian Hotels Co. Ltd.	2.29
Bharat Heavy Electricals Ltd.	2.16
Power Grid Corporation Of India Ltd.	2.15
Grasim Industries Ltd.	2.10

NAME OF THE INSTRUMENT	% TO NAV
Interglobe Aviation Ltd.	2.05
Bharat Forge Ltd.	1.91
Ge Vernova T&d India Ltd.	1.86
Suzlon Energy Ltd.	1.72
Indus Towers Ltd.	1.72
Sona Blw Precision Forgings Ltd.	1.68
Oil & Natural Gas Co.	1.60
Ashok Leyland Ltd.	1.58
Adani Power Ltd.	1.54
Apollo Hospitals Enterprise Ltd.	1.53

Highlights of the Scheme

Scheme Name	Tata Nifty500 Multicap Infrastructure 50:30:20 Index Fund
Investment Objective	The investment objective of the scheme is to provide returns, before expenses, that are in line with the performance of Nifty500 Multicap Infrastructure 50:30:20 Index (TRI), subject to tracking error. However ,there is no assurance or guarantee that the investment objective of the scheme will be achieved. The scheme does not assure or guarantee any returns.
Type Of Scheme	An open-ended scheme replicating/tracking NIFTY 500 Multicap 50:30:20 Infrastructure Index
Fund Manager	Nitin Bharat Sharma and Rakesh Indrajeet Prajapati
Benchmark	NIFTY 500 Multicap 50:30:20 Infrastructure Index (TRI)
Min. Application Amount (During NFO)	Rs. 5,000/- and in multiple of Re.1/- thereafter
Load Structure	Entry Load: NIL Exit Load: 0.25 % of the applicable NAV, if redeemed on or before 15 days from the date of allotment.

This product is suitable for investors who are seeking*:

- Long term capital Appreciation
- Investment in equity and equity related instruments comprised in Nifty500 Multicap Infrastructure 50:30:20 Index.

***Investors should consult their financial advisors if in doubt about whether the product is suitable for them.**

Scheme Risk-O-Meter

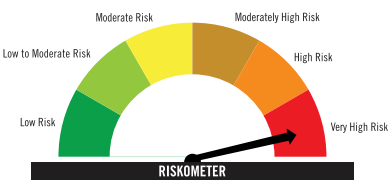

The risk of the scheme is Very High Risk

Benchmark Risk-O-Meter

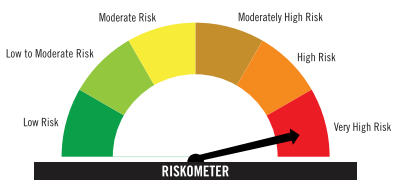

The risk of the benchmark is Very High Risk

It may be noted that risk-o-meter specified above is based on internal assessment. The same shall be updated as per provision no. 17.4.1.i of SEBI Master Circular on Mutual Fund dated 27.06.2024, on Product labelling in mutual fund schemes on ongoing basis.