TATA

NIFTY500 MULTICAP INDIA MANUFACTURING 50-30-20 INDEX FUND

(An open-ended scheme replicating/tracking Nifty500 Multicap India Manufacturing 50:30:20 Index)

TATA mutual fund



India's 1st Multicap Manufacturing Index Fund

JOIN THE MOMENTUM OF INDIA'S PROGRESS

Why Invest in a Manufacturing Index?

Lollapalooza Effect

An extreme outcome caused by a combination of factors moving in the same direction.
When multiple forces are all operating in the same direction, then the result is not linear, but exponential.

1 WAGE ADVANTANGE

Global Minimum hourly wage comparison in manufacturing industry

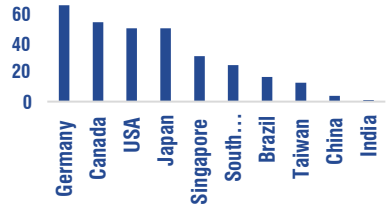

(Units are in US$)

Lower wage along with skilled labour makes India a favorable manufacturing destination.

Source: EY report

2 PLI SCHEME
(Production Linked Incentive Scheme)

The scheme targets 14 sectors in order to achieve increasing production, investment and employment opportunity.

India with support of PLI scheme is gaining market share from supply chain moving out of China's share of manufactured goods into the US.

Source: World Population Review



3 RISING FDI

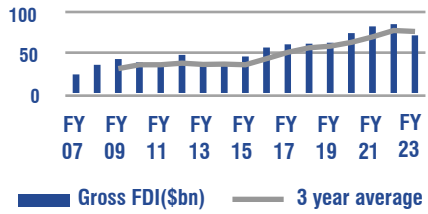

India's Foreign policies have helped India to attract strong FDI.

Source: CMIE, Jefferies (Latest data available)

4 EASE OF DOING BUSINESS

India improved its ranking to 63rd position from 142nd in 'World Bank's Ease of Doing Business Ranking 2020'.

(Latest data available) Source: World Bank

- **Free Trade Agreements (FTAs)** that provide concessional customs duty rates to select countries for imports from India.
- **Exemption from Indirect Taxes** for goods exported from India, subject to conditions.
- **Duty Exemption** on imports of capital goods in manufacturing from India in bonded warehouse.

Production Linked Incentive (PLI) Scheme

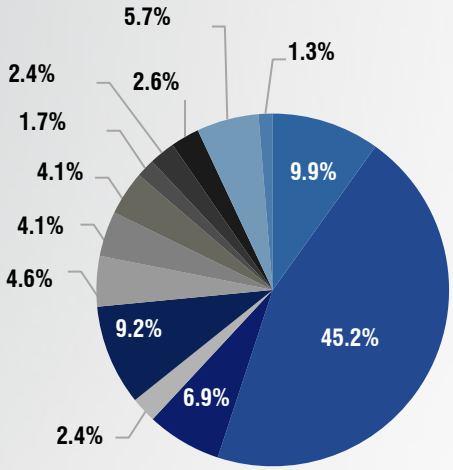

The PLI Scheme for large scale electronics has emerged as the most successful scheme in terms of investment, export and employment.

- Auto, Auto Components and Drones
- Mobile and Electronic Components
- ACC Battery
- White Goods
- IT Hardware
- Telecom and Networking
- Food Products
- Textiles
- Solar Photovoltaic Modules
- Specialty Steel
- Pharma : API* and KSM**
- Pharma : Drugs
- Pharma : Medical Devices

*API - Active pharmaceutical ingredient,
**KSM - Key Starting Material

Source: Press Information Bureau

India Ready to Replicate the Success of Electronics to Other Manufacturing Sectors

India's Electronic Exports (US$ bn)

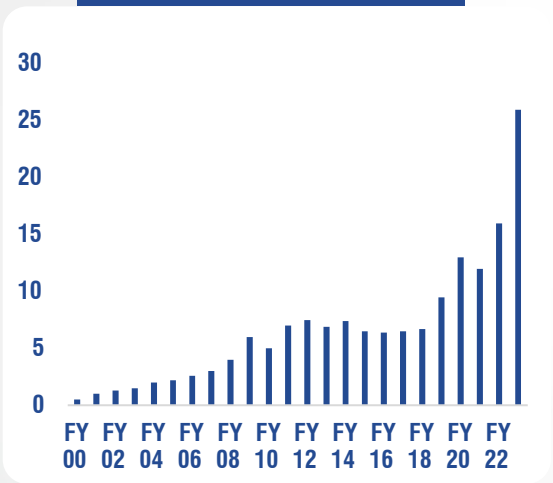

Source: Apple, Ministry of commerce, Jefferies

Apple Success Story

2017
iPhone SE 1st Gen
Global Shipment Share: <1%

2018
iPhone 6S
Global Shipment Share: <1%

2019
iPhone 7 & XR
Global Shipment Share: ~1%

2020
iPhone 11 SE (2nd gen)
Global Shipment Share: <2%

2021
iPhone 12
Global Shipment Share: 3%

2022
iPhone 13, 14
Global Shipment Share: 7%

2023
iPhone 15
Global Shipment Share: 10%

Source: Apple, Ministry of commerce, Jefferies

India's electronics export has seen a massive jump in the last 2 years. iPhone production in India has gone up from <1% to 10% in 2023.

Latest data available

Manufacturing Growth Trend

Manufacturing Output Growth within IIP*

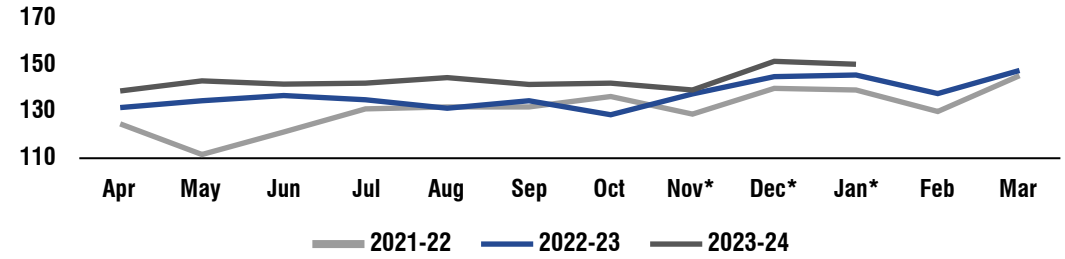

*IIP- Index of Industrial Production

The data for 2023-24 is available till Jan. *The figures for Nov 2023, Dec 2023 and Jan 2024 are provisional

Source: Ministry of statistics

The Manufacturing industry in India has emerged as a fast-growing sector.

A 'fly wheel'* effect is expected for Manufacturing to further gain momentum in the coming fiscal year

*Fly wheel effect indicates eventually gaining momentum towards growth

India FY 2023: Real GDP Breakdown %

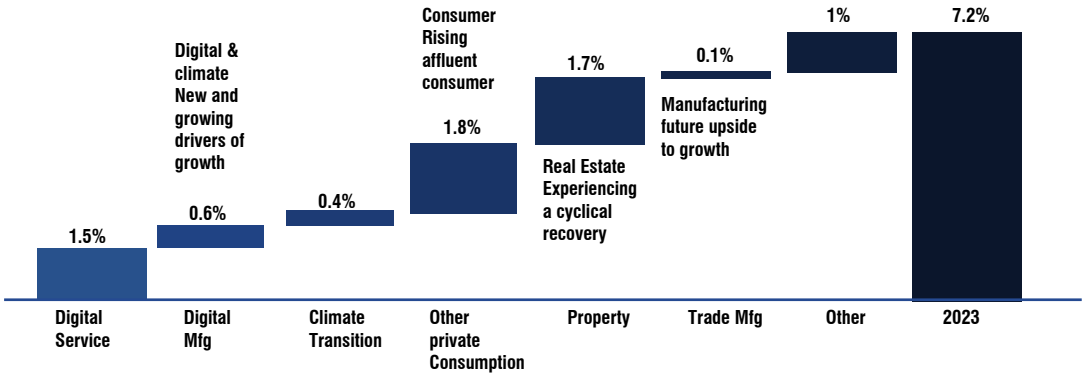

Latest data available Source: KKR Report

Index Methodology

75 maximum stocks (selected from Nifty 500)

Market Cap

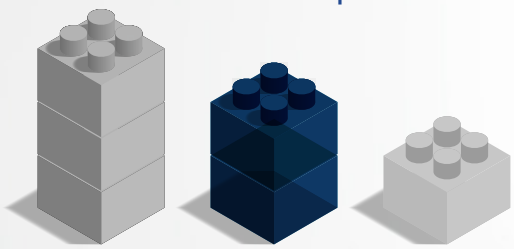

Large Cap Mid Cap Small Cap

*Top 15 large cap, top 25 mid cap & top 35 small cap stocks that represent the manufacturing theme considered (based on 6-month average free float market capitalization) with preference to stocks that are available for trading on NSE's F&O segment

Stock level limit: 10% weight

Includes 30 basic industries that can be clubbed into 10 sectors.

The review and reconstitution of the Index is undertaken semi-annually.

Index Constituents

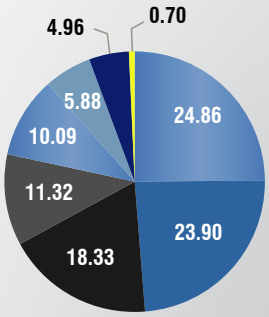

- Automobile And Auto Components
- Healthcare
- Capital Goods
- Oil, Gas & Consumable Fuels
- Metals & Mining
- Chemicals
- Consumer Durables
- Textiles

Source: NSE, Based on latest available data as on 30th September 2026

*Stocks belonging to Nifty 100 index are Large cap, Stocks belonging to Nifty Midcap 150 index are Mid cap and Stocks belonging to Nifty Smallcap 250 index are Small cap

Index Performance (As on 30th September, 2026)

Index Name	1 Year	3 Years	5 Years	10 Years	Since April 2024
Nifty 500 Multicap India Manufacturing 50:30:20	3.73	NA	NA	NA	6.75
Nifty 500 Multicap India Manufacturing 50:30:20 TRI	5.06	NA	NA	NA	8.20

Source: NSE

Top 20 Holdings (as on 30th September 2026)

NAME OF THE INSTRUMENT	% TO NAV
Reliance Industries Ltd.	9.93
Mahindra & Mahindra Ltd.	5.89
Sun Pharmaceutical Industries Ltd.	4.30
Maruti Suzuki India Ltd.	3.48
Tata Steel Ltd.	3.42
Bharat Electronics Ltd.	3.11
Hindalco Industries Ltd.	3.05
Jsw Steel Ltd.	2.70
Bajaj Auto Ltd.	2.65
Divi Laboratories Ltd.	2.64

NAME OF THE INSTRUMENT	% TO NAV
Laurus Labs Ltd.	2.35
Eicher Motors Ltd.	2.20
Hero Motocorp Ltd.	2.07
Hindustan Aeronautics Ltd.	1.98
Bharat Heavy Electricals Ltd.	1.84
Cipla Ltd.	1.69
Dr Reddys Laboratories Ltd.	1.68
Dixon Technologies (india) Ltd.	1.66
Bharat Forge Ltd.	1.63
Ge Vernova T&d India Ltd.	1.58

Highlights of the Scheme

Scheme Name	TATA NIFTY 500 MULTICAP INDIA MANUFACTURING 50:30:20 INDEX Fund
Investment Objective	The investment objective of the scheme is to provide returns, before expenses, that are in line with the performance of Nifty 500 Multicap India Manufacturing 50:30:20 Index (TRI), subject to tracking error. However, the scheme doesn't assure or guarantee any returns.
Type Of Scheme	An open-ended scheme replicating/tracking Nifty500 Multicap India Manufacturing 50:30:20 Index
Fund Manager	Nitin Bharat Sharma and Rakesh Indrajeet Prajapati
Benchmark	Nifty 500 Multicap India Manufacturing 50:30:20 Index TRI
Min. Investment Amount (During NFO)	₹5,000/- and in multiple of ₹1/- thereafter
Load Structure	Entry Load: NIL Exit Load: 0.25% of the applicable NAV, if redeemed on or before 15 days from the date of allotment.

This product is suitable for investors who are seeking*:

- Long Term Capital Appreciation.
- Investment in equity and equity related instruments comprised in Nifty500 Multicap India Manufacturing 50:30:20 Index.

***Investors should consult their financial advisors if in doubt about whether the product is suitable for them**

Scheme Risk-O-Meter

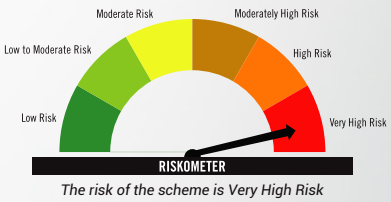

The risk of the scheme is Very High Risk

Benchmark Risk-O-Meter

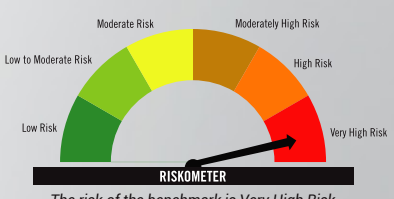

The risk of the benchmark is Very High Risk

It may be noted that risk-o-meter specified above is based on internal assessment. The same shall be updated as per provision no. 17.4.1.i of SEBI Master Circular on Mutual Fund dated 27.06.2024, on Product labelling in mutual fund schemes on ongoing basis.

Mutual Fund Investments are subject to market risks, read all scheme related documents carefully