

TATA mutual fund

Registered Name: Tata Mutual Fund
Registration No. MF/023/95/9

TATA

NIFTY PRIVATE BANK EXCHANGE TRADED FUND

(An Open-Ended Exchange Traded Fund replicating/ tracking - Nifty Private Bank Index)

As on 30th September 2026

DATE OF ALLOTMENT
August 30, 2019

BENCHMARK
Nifty Private Bank TRI

FUND SIZE
Rs. 20.41 Crores

MONTHLY AVERAGE AUM
Rs. 20.3 Crores

FUND MANAGER
Nitin Bharat Sharma (Managing Since 01-Jul-25)

ASSISTANT FUND MANAGER
Rakesh Indrajeet Prajapati
(Managing Since 20-Dec-24)

EXPENSE RATIO**
Direct - 0.12
Regular - NA

EXIT LOAD
Nil

MINIMUM INVESTMENT
Transactions by Market Makers: in creation unit size (refer SID for creation unit size)
Transactions by Investors:
• Amount greater than 25 Crs: Directly through AMC or through exchange
• Amount less than 25 Crs: Through exchange, min 1 unit and in multiple thereof

**Note: The rates specified are actual month end expenses charged as on September 30, 2026. The above ratio includes the Service tax on Investment Management Fees. The above ratio excludes, borrowing cost, wherever applicable.

FUND OVERVIEW

Tata Nifty Private Bank Exchange Traded Fund is an open Ended Exchange Traded Fund that invests in stocks of Private Banks in the same proportion as the underlying Index, tracking Nifty Private Bank Index. The Scheme will endeavor to have a low tracking error. Best suited for Investors who want to take exposure to the Banking Sector via private bank index at a low cost.

ABOUT THE FUND

As the Indian economy evolves, there are expectations of rapid growth, inclusive growth, wealth creation, better living standards, quality infrastructure & access to basic banking facilities. The consumer lending space in India may possess a huge opportunity for the organized lenders.

Private Banks will be able to leverage their expertise & established market positions to grow their retail books and expand services ranging from plastic money to diversified financial services that will allow them to outperform the market.

Tata Nifty Private Bank ETF will allow investors to tap into the Indian Private Retail and Corporate Banking Sector.

FEATURES

- Ease of Transaction
- Low Cost
- No minimum amount needed: Buy as low as one single unit
- Live Pricing – Intraday NAV available for trade

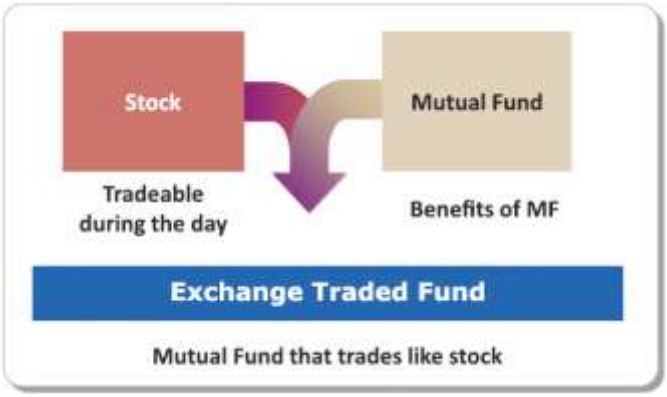

TOP SECTOR

FINANCIAL SERVICES 99.86%

KEY MEASURES^

KEY MEASURES#	FUND	BENCHMARK
Standard Deviation	16.44	14.88
Sharpe Ratio	0.09	0.08
Portfolio Beta	0.88	NA
R Squared	0.67	NA
Treynor	0.14	NA
Jenson	0.03	NA

^Risk-free rate based on the FBIL Overnight MIBOR rate of 5.28% as on Sep 30, 2026.
#For the period of 3 years

Company Name	% of Assets
Equity & Equity Related Total	**99.86**
Banks	
Kotak Mahindra Bank Ltd.	21.60
ICICI Bank Ltd.	21.02
HDFC Bank Ltd.	19.52
Axis Bank Ltd.	18.76
Federal Bank Ltd.	5.50
Indusind Bank Ltd.	4.18
IDFC First Bank Ltd.	3.80
Yes Bank Ltd.	2.59
Rbl Bank Ltd.	1.75
Bandhan Bank Ltd.	1.14
Portfolio Total	**99.86**
Cash / Net Current Asset	**0.14**
Net Assets	**100.00**

Product Label	Nifty Private Bank Exchange Traded Fund	Nifty Private Bank TRI
This product is suitable for investors who are seeking*: • Long Term Capital Growth. • An exchange traded fund that aims to provide returns that closely correspond to the returns provided by Nifty Private Bank Index, subject to tracking error ***Investors should consult their financial advisors if in doubt about whether the product is suitable for them.**	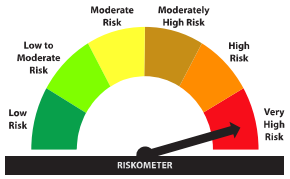 *The risk of the scheme is Very High*	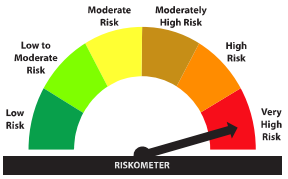 *The risk of the benchmark is Very High*

It may be noted that the Risk-o-meter specified above is based on internal assessment. The same shall be updated as per provision no. 17.4.1.i of SEBI Master Circular on Mutual Fund dated 27.06.2024, on Product labelling in mutual fund schemes on an ongoing basis.

DISCLAIMERS AND OTHER STATUTORY DISCLOSURES
For detailed month end portfolio and scheme performance in SEBI prescribed format, please visit: www.tatamutualfund.com

Mutual Fund Investments are subject to market risks, read all Scheme related documents carefully.