TATA

NIFTY MIDSMALL HEALTHCARE INDEX FUND

(An open-ended scheme replicating/tracking Nifty MidSmall Healthcare Index (TRI))

TATA mutual fund



India's 1st MidSmall Healthcare Index Fund

INVEST IN THE INDUSTRY THAT IS

A LIFELINE FOR BILLIONS

HEALTHCARE ON THE RISE

Lollapalooza Effect

(In extreme outcome caused by a combination of factors moving in the same direction. When multiple forces are all operating in the same direction, then result is not linear but exponential)

Convergence of five driving factors

- Better cashflow position of domestic pharma companies
- High margins leading to better profitability of domestic pharma companies
- Pricing pressure of drugs in US market has stabilized
- Revenue per bed of hospitals increasing
- Increasing health awareness making a case for Diagostics, Research and other Health services

Mutual Fund investments are subject to market risks, read all scheme-related documents carefully.

Healthcare Universe

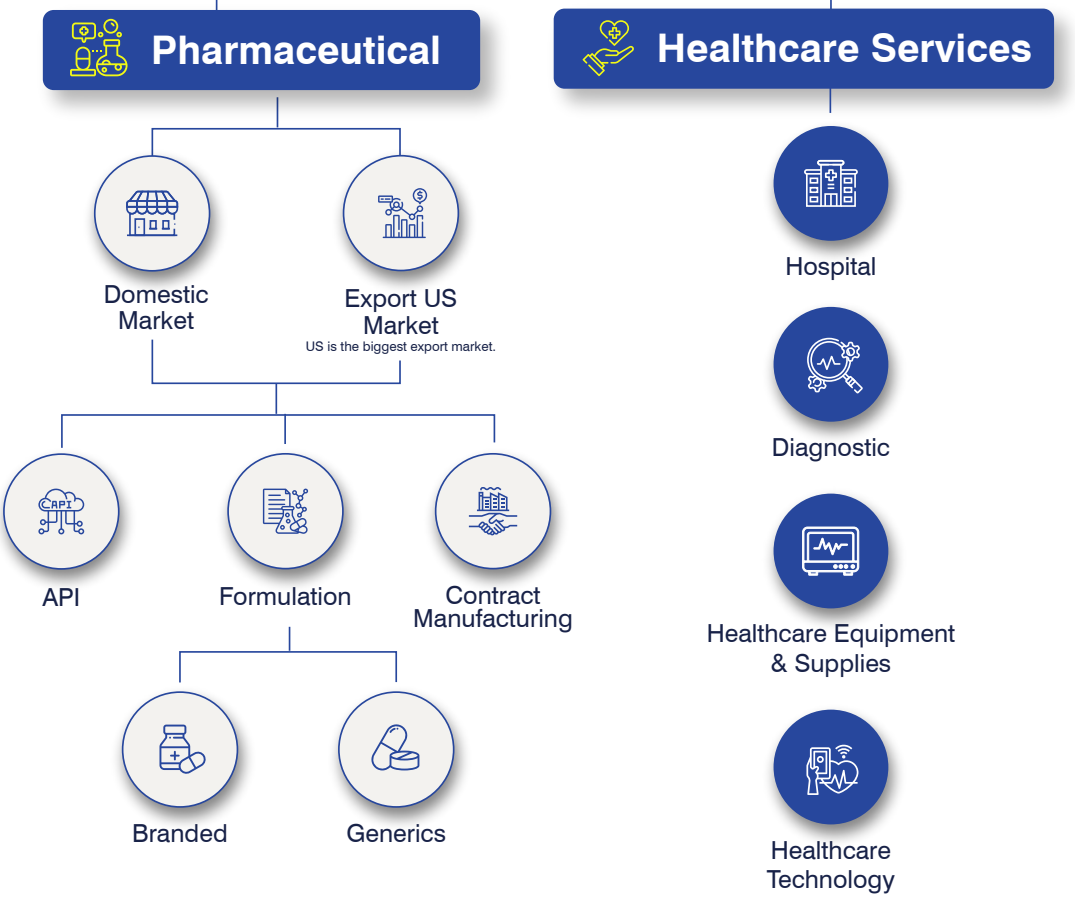

Source: AMFI classification, Internal Research

Domestic market - Refers to Indian market.
Export/US market - Export bucket majorly dominated by US market. US is the biggest export market for India.
Active pharmaceutical ingredient (API) - It is the base ingredient contained in medicine.
Contract Manufacturing - These are companies that serve other companies in the pharmaceutical industry on a contract basis to provide comprehensive services from drug development to final product.
Formulation - These are categorized into branded & generic drugs. Generics drugs have generally basic packaging, labels, and lower priced than branded drugs.

Why Midsmall

Differentiated exposure in mid cap and small cap segment. Diagnostics, Research Analytics and Medical supplies, Hospitals

High growth opportunities

Healthcare as a % of GDP

Healthcare spend increases significantly, as GDP per capita increases. Developed economies have a very high expenditure on Healthcare as % of GDP in comparison to developing economies which gives India a headroom for growth.

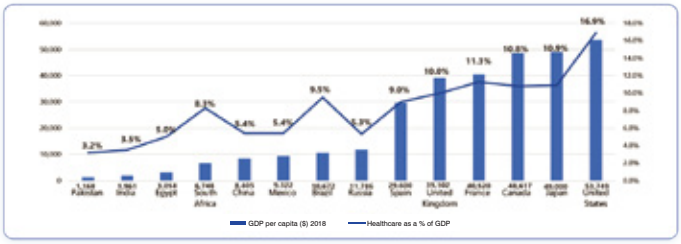

Source : World Bank

Pharmaceutical Industry

The growth attributes for the Pharmaceutical market are;

- **Demand for both acute and chronic segments**
- **Price revision by pharma companies**
- **Launch of new product etc**
- **Easing of pricing pressures**
- **Revitalization of biotech funding**
- **Launch of specialty products**
- **Deeper penetration in the generic market.**



Hospital Industry

The industry reported a healthy CAGR of 10-11%. Over the next three fiscal years, the growth is expected to contribute at a healthy CAGR of approximately 12%.

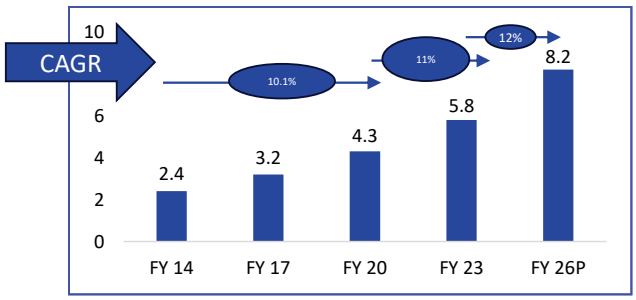

The figures are in lakh crore. Source: Care Ratings

Revenue per Hospital bed - Hospitals improving on high-end specialty treatment, annual price revisions by companies to offset cost inflation, rising awareness of insurance benefits, will support positively to revenue to expand further.

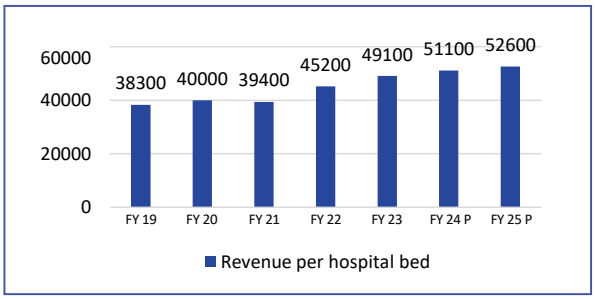

The figures are in Rs. Source: Care Ratings

Nifty Midsmall Healthcare Index Market cap breakup

30 stocks (selected from Nifty MidSmallcap 400)

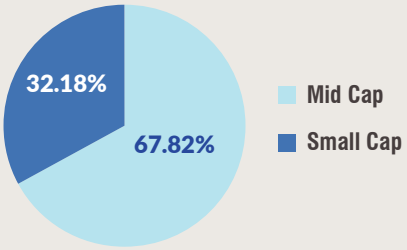

***Healthcare stocks considered (based on 6- month average free float market capitalization)**

Nifty Midsmall Healthcare Index Constituents - Basic Industry

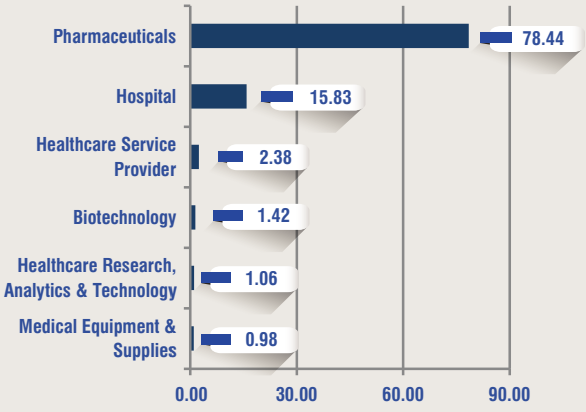

*Stocks belonging to Nifty 100 index are Large cap, Stocks belonging to Nifty Midcap 150 index are Mid cap and Stocks belonging to Nifty Smallcap 250 index are Small cap

Data as on 30th September 2026

Methodology

- The Nifty MidSmallcap healthcare index is designed to reflect the behavior and performance of the Healthcare companies.
- Stocks forming part or going to form part of Nifty MidSmallcap 400 index at the time of review are eligible for inclusion in the index.
- The companies are sorted in the descending order of last 6 months average free-float market capitalization and final selection of companies in the Index shall be made based on the order of Free Float market capitalization.
- Stock weights shall be capped at 33% each and the aggregate weight of top 3 stocks shall be capped at 62% at the time of index rebalancing.
- The review and reconstitution of the Index is undertaken semi-annually.

Index Performance (as on 30th September 2026)

Index Name	1 year	3 years	5 years	10 years	Since April 2024
Nifty MidSmall Healthcare Index	17.21	NA	NA	NA	17.29
Nifty MidSmall Healthcare TRI	18.60	NA	NA	NA	18.94

Holdings (as on 30th September 2026)

NAME OF THE INSTRUMENT	% TO NAV
Laurus Labs Ltd.	11.84
Lupin Ltd.	7.57
Aurobindo Pharma Ltd.	7.09
Fortis Healthcare Ltd.	6.16
Glenmark Pharmaceuticals Ltd.	5.40
Alkem Laboratories Ltd.	4.78
Mankind Pharma Ltd	4.36
Ipca Laboratories Ltd.	4.11
Biocon Ltd.	3.96
Gland Pharma Ltd.	3.55
Sai Life Sciences Ltd	3.24
Krishna Institute Of Medical Sciences Ltd.	3.06
Aster Dm Quality Care Ltd.	2.86
Neuland Laboratories Ltd.	2.83
Wockhardt Ltd.	2.68

NAME OF THE INSTRUMENT	% TO NAV
Acutaas Chemicals Ltd.	2.61
Ajanta Pharma Ltd.	2.53
Dr. Lal Path Labs Ltd.	2.38
Abbott India Ltd.	2.17
Piramal Pharma Ltd	1.97
Granules India Ltd.	1.92
Narayana Hrudayalaya Ltd.	1.90
Global Health Ltd.	1.86
Onesource Specialty Pharma Ltd	1.84
Glaxosmithkline Pharmaceuticals Ltd.	1.76
Anthem Biosciences Ltd.	1.42
Natco Pharma Ltd.	1.14
Cohance Lifesciences Ltd.	1.11
Syngene International Ltd.	1.06
Poly Medicure Ltd.	0.98

Highlights of the Scheme

Scheme Name	Tata Nifty MidSmall Healthcare Index Fund
Investment Objective	The investment objective of the scheme is to provide returns, before expenses, that are in line with the performance of Nifty MidSmall Healthcare Index (TRI), subject to tracking error. However, there is no assurance or guarantee that the investment objective of the Scheme will be achieved. The scheme does not assure or guarantee any returns.
Type Of Scheme	An open-ended scheme replicating/tracking Nifty MidSmall Healthcare Index (TRI)
Fund Manager	Nitin Bharat Sharma and Rakesh Indrajeet Prajapati
Benchmark	Nifty MidSmallcap Healthcare index
Min. Application Amount (During NFO)	Rs 5,000/- and in multiple of Re. 1/- thereafter
Load Structure	Entry Load: NIL Exit Load: 0.25% of the applicable NAV, if redeemed on or before 15 days from the date of allotment.

This product is suitable for investors who are seeking*:

- Long Term Capital Appreciation.
- Investment in equity and equity related instruments comprised in Nifty MidSmall Healthcare Index.

***Investors should consult their financial advisors if in doubt about whether the product is suitable for them**

Scheme Risk-O-Meter

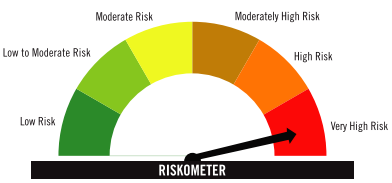

The risk of the scheme is Very High Risk

Benchmark Risk-O-Meter

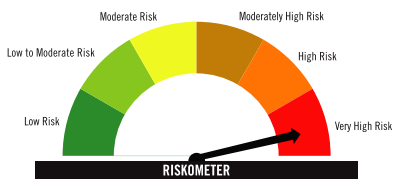

The risk of the benchmark is Very High Risk

It may be noted that risk-o-meter specified above is based on internal assessment. The same shall be updated as per provision no. 17.4.1.i of SEBI Master Circular on Mutual Fund dated 27.06.2024, on Product labelling in mutual fund schemes on ongoing basis.

Mutual Fund investments are subject to market risks, read all scheme-related documents carefully.