TATA mutual fund

# TATA NIFTY MIDCAP 150 MOMENTUM 50 INDEX FUND

(An open-ended scheme replicating/tracking NIFTY Midcap 150 Momentum 50 Index)

**Registered Name: Tata Mutual Fund**
**Registration No. MF/023/95/9**

**As on 30th September 2026**

**DATE OF ALLOTMENT**
October 20, 2022

**BENCHMARK**
Nifty Midcap150 Momentum 50 TRI

**FUND SIZE**
Rs. 1205.59 Crores

**MONTHLY AVERAGE AUM**
Rs. 1240.33 Crores

**FUND MANAGER**
Nitin Bharat Sharma (Managing Since 01-Jul-25)

**ASSISTANT FUND MANAGER**
Rakesh Indrajeet Prajapati (Managing Since 20-Dec-24)

**EXPENSE RATIO****
Direct - 0.38
Regular - 0.89

**EXIT LOAD**

1) On or before 30 days from the date of allotment: 0.50%.
2) After 30 days from the date of allotment: NIL. (w.e.f 19th August, 2025)

**MINIMUM INITIAL INVESTMENT**
Rs. 5,000/- and in multiples of Re. 1/- thereafter.

**Note: The rates specified are actual month end expenses charged as on September 30, 2026. The above ratio includes the Service tax on Investment Management Fees. The above ratio excludes, borrowing cost, wherever applicable.

## MID CAP SEGMENT – THE SWEET SPOT

While Large Caps may provide stability but with moderate returns and Small Caps may provide visibility of returns but with high volatility, the Mid Cap segment may potentially be a sweet spot in terms of earnings stability and growth prospects.

The segment also provides investment opportunities in key investment themes. Hence, it isn't surprising that many industry leaders are emerging within Mid-Caps.

## MOMENTUM INVESTING – WHAT, HOW & WHY?

Momentum, a rule-based investing system that buys and sells based on past returns, has outperformed broad market indices in the past.

- The price of a stock captures both technical and fundamentals of a stock. As a company's fundamentals improve (Earnings, Sales, Profitability, Management etc), investors start to take the same into account and the price may witness a rise
- As more investors seek out the stock and the price may start to rise on the back of rising earnings, the multiples(P/E, EV/EBITDA) improve as well

## INTRODUCING

Tata Nifty Midcap 150 Momentum 50 Index Fund seeks to replicate Nifty 150 Momentum 50 Index. First of its kind, the index selects the top 50 stocks based on their momentum score out of a universe of 150 midcap stocks.

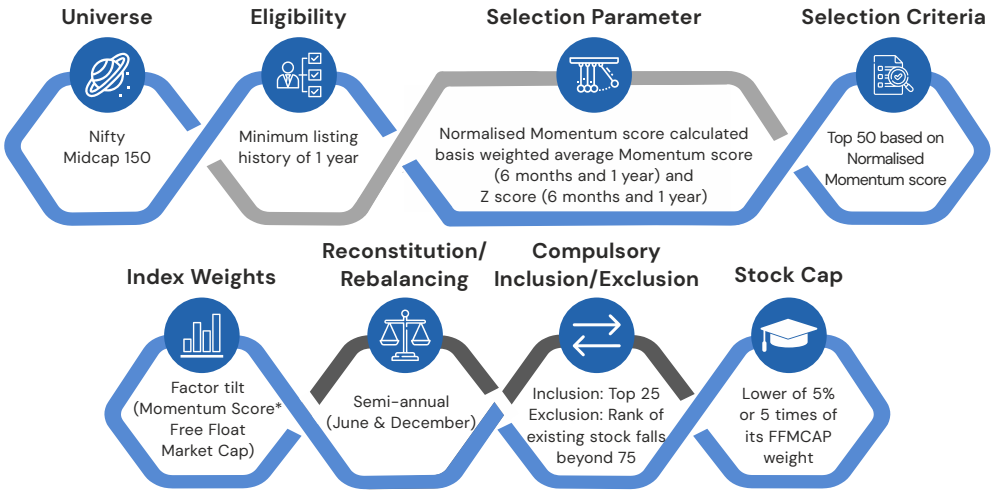


Market Cap & Sectors of Stocks As per AMFI Classification Universe for segments taken as Nifty 100, Nifty Midcap 150 and Nifty Small cap 250
Source: NSE Methodology Document

## PORTFOLIO

| Issuer Name | % to NAV |
|---|---|
| **Equity & Equity Related Total** | **99.17** |
| **Agricultural Food & Other Products** | |
| Marico Ltd. | 2.22 |
| **Agricultural, Commercial & Construction Vehicles** | |
| Ashok Leyland Ltd. | 1.63 |
| **Auto Components** | |
| Bharat Forge Ltd. | 3.90 |
| **Banks** | |
| Federal Bank Ltd. | 4.60 |
| Au Small Finance Bank Ltd. | 2.68 |
| Indusind Bank Ltd. | 2.14 |
| Indian Bank | 1.07 |
| Bank Of Maharashtra | 1.05 |
| Bank Of India | 0.45 |
| **Beverages** | |
| Radico Khaitan Ltd. | 1.61 |
| **Capital Markets** | |
| Multi Commodity Exchange Of Ind Ltd. | 5.99 |
| Bse Ltd. | 4.10 |
| Nippon Life India Asset Management Ltd. | 1.08 |
| **Chemicals & Petrochemicals** | |
| Linde India Ltd. | 0.52 |
| **Diversified** | |
| 3M India Ltd. | 0.25 |
| **Electrical Equipment** | |
| Bharat Heavy Electricals Ltd. | 4.45 |
| Ge Vernova T&D India Ltd. | 4.28 |
| Hitachi Energy India Ltd. | 3.53 |
| Apar Industries Ltd. | 1.90 |
| Thermax Ltd. | 1.15 |
| **Ferrous Metals** | |
| Steel Authority India Ltd. | 2.06 |
| Jindal Stainless Ltd. | 0.52 |
| **Finance** | |
| Aditya Birla Capital Ltd. | 1.65 |
| L&T Finance Ltd. | 1.08 |
| **Financial Technology (Fintech)** | |
| One 97 Communications Ltd. | 1.87 |
| **Gas** | |
| Adani Total Gas Ltd. | 0.68 |

| Issuer Name | % to NAV |
|---|---|
| **Healthcare Services** | |
| Fortis Healthcare Ltd. | 1.69 |
| **It - Software** | |
| Oracle Financials Services Soft Ltd. | 1.22 |
| **Industrial Products** | |
| Polycab India Ltd. | 3.03 |
| Kei Industries Ltd. | 1.74 |
| Apl Apollo Tubes Ltd. | 1.24 |
| Aia Engineering Ltd. | 0.76 |
| **Insurance** | |
| Max Financial Services Ltd. | 1.11 |
| **Minerals & Mining** | |
| Lloyds Metals & Energy Ltd. | 1.53 |
| NMDC Ltd. | 1.33 |
| **Non - Ferrous Metals** | |
| National Aluminium Co. Ltd. | 3.21 |
| **Oil** | |
| Oil India Ltd. | 1.00 |
| **Pharmaceuticals & Biotechnology** | |
| Laurus Labs Ltd. | 7.01 |
| Aurobindo Pharma Ltd. | 2.35 |
| Lupin Ltd. | 2.20 |
| Glenmark Pharmaceuticals Ltd. | 2.15 |
| Biocon Ltd. | 1.20 |
| Ajanta Pharma Ltd. | 0.69 |
| **Power** | |
| Jsw Energy Ltd. | 1.51 |
| Nlc India Ltd. | 0.63 |
| **Retailing** | |
| Fsn E Commerce Ventures Ltd. | 1.65 |
| **Telecom - Services** | |
| Vodafone Idea Ltd. | 2.47 |
| Indus Towers Ltd. | 1.95 |
| Tata Communications Ltd. | 0.73 |
| **Transport Infrastructure** | |
| Gmr Airports Ltd. | 0.99 |
| **Repo** | **0.11** |
| **Portfolio Total** | **99.96** |
| **Cash / Net Current Asset** | **0.04** |
| **Net Assets** | **100.00** |

## MARKET CAPITALISATION TREND

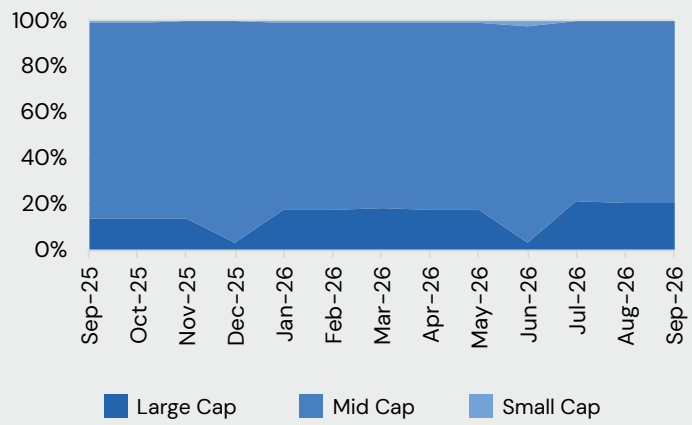


## TOP 5 SECTORS

- FINANCIAL SERVICES 28.86%
- CAPITAL GOODS 23.71%
- HEALTHCARE 17.30%
- METALS AND MINING 8.65%
- TELECOMMUNICATION 5.15%

| Product Label | Tata Nifty Midcap 150 Momentum 50 index Fund | Nifty Midcap 150 Momentum 50 TRI |
|---|---|---|
| **This product is suitable for investors who are seeking*:**<br>• Long Term Capital growth.<br>• Investment in equity and equity related instruments comprised in Nifty Midcap 150 Momentum 50 Index.<br>*** Investors should consult their financial advisors if in doubt about whether the product is suitable for them.** | 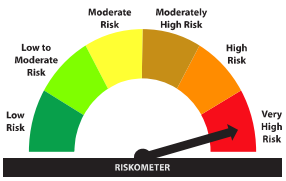<br>*The risk of the scheme is Very High* | 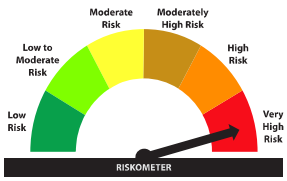<br>*The risk of the benchmark is Very High* |

It may be noted that the Risk-o-meter specified above is based on internal assessment. The same shall be updated as per provision no. 17.4.1.i of SEBI Master Circular on Mutual Fund dated 27.06.2024, on Product labelling in mutual fund schemes on an ongoing basis.

DISCLAIMERS AND OTHER STATUTORY DISCLOSURES
Market capitalization as per SEBI circular: A) Large Cap: 1st-100th company in terms of full market capitalization. B) Mid Cap: 101st-250th company in terms of full market capitalization. C) Small Cap: 251st company onwards in terms of full market capitalization.
For detailed month end portfolio and scheme performance in SEBI prescribed format, please visit: www.tatamutualfund.com

**Mutual Fund Investments are subject to market risks, read all Scheme related documents carefully.**