INDIA'S 1st
TOURISM
INDEX FUND

TATA
mutual fund

AIM TO FLY HIGH WITH INDIA'S TOURISM!

JET. SET. GO.

TATA
NIFTY INDIA TOURISM INDEX FUND
(An open-ended scheme replicating / tracking Nifty India Tourism Index (TRI))

TATA NIFTY INDIA TOURISM INDEX FUND

From local lanes to soaring planes, Indian travelling trends are taking off, fuelled by burgeoning growth in middle income group, coupled with increased route capacity and India's growing appetite to explore. What – Where – When – How of travelling is evolving.

The tourism sector explores new peaks as Indians are now travelling more frequently, taking multiple trips per year, and focusing more on experiences – be it kitchens or cottages. Road trips, weekend getaways or staycations are now more preferred and travel to tier 2 or 3 cities is easier. Be it travel for business, leisure, or medication, India is ready for vacations with ease of convenience, affordability and enhancing infrastructure and route amplitude.



Rise in income and ease of travel has become a catalyst for this travel boom. More deals and newer destinations are becoming popular due to their lower sized tickets to fit into middle-income consumer budgets.



Pilgrimage-based tourism holds prominence in Indian tourism with a cascading effect on hospitality, food, aviation and railway industries. Revamped pilgrimage sites witness increasing visitors.
(Source: India strategy report by Jefferies)



Drivers include - High Quality care with cost advantage, growing list of accredited hospitals, largest pool of healthcare professionals Low to Zero waiting time and Supportive government policies.



With the decrease in airfares and increase in fleet size, India is driving towards becoming a business hub, recording a surge in corporate conclaves, conferences, weddings, trade shows, exhibitions, and business travel.



Newer forms like Staycation, Workcation, Weekend Getaways are increasing and Wellness destinations or staycations for Ayurveda, yoga, siddha naturopathy, and spiritual philosophy are preferred.

Travelling has now taken precedence over material possessions. From organised holiday plannings to the flight back home, we utilise a wide range of services from various industries.



Airports



Airports & Airport Services



Hotels and Resort

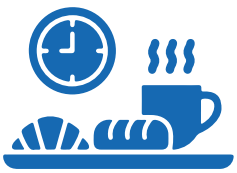

Restaurants



Tour, Travel related Services



Luggage

KEY DRIVERS FOR THE TOURISM BOOM

Government and Infrastructure Advancements Government policy is active in all segments of air, road, and rail to improve infrastructure to enhance connectivity to popular tourist destinations and remote offbeat destinations.

Technology Advancements are revolutionising travel and restaurants with online restaurants aggregators and a parallel delivery economy. Online Bookings have reduced information asymmetry and increased convenience and comparison of travel modes.

Growing Middle Income group is driving aspirational and experience travel and increasing Ordering-in and Eat-Out behaviour.

- Increase in Disposable income and the frequency of travel
- Tier II and Tier III – Increase in travel demand and Tier-hotel chain pipeline.
- Affordability of air travel and increase in airlines supply.

Lockdown became a catalyst to change consumer behaviour and business strategies

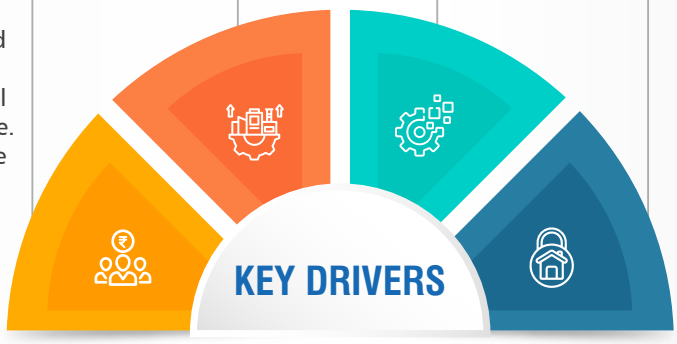

INDUSTRIES THAT ARE GROWING DUE TO TOURISM BOOM

Airline Industry

The airline industry in India is the 9th largest civil aviation market and the fastest growing domestic air market globally. The number of passengers flown has doubled over a decade. *(Source: DGCA)*. The driving factors for growth of this industry includes:

- **Increasing First time flyers:** Increase in disposable incomes and affordability of air traffic. ~60% of the annual traffic of any Low-Cost Carriers (LCC) comprises of first-time fliers.
- **Increasing Demand:** Development of new airports and expansion of fleet by all airlines.
- **New Routes and Improving Air Connectivity:** Adding new routes to Tier II and Tier III cities due to newer pairings between them.
- **Huge Underpenetrated Market:** India has one of the lowest domestic seats per capita as compared to other countries.

Hotel Trends

Improving performance fueled by growing domestic demand. The corporate and business events have buoyed the surge in performance. India is witnessing its highest Average Daily Rate (ADR), Revenue Per Available Room (RevPAR) and occupancy levels at 70% of the past decade. *(Source: Hotelivate)*

Food Industry

Evolving Culinary Consumer Choices

- Rising income levels per household and higher levels of discretionary expenditure
- Indian consumers are exploring newer cuisines and formats
- Multiple communication channels like Internet and mobiles, enable restaurant rating and discovery platform

Luggage

India's luggage industry saw a remarkable surge of 70% sales in 2022. *(Source – India business & trade; latest data available)*

Holdings (as on 30th September 2026)

NAME OF THE INSTRUMENT	% TO NAV
Interglobe Aviation Ltd.	20.38
Indian Hotels Co. Ltd.	20.25
Gmr Airports Ltd	18.12
ITC Hotels Ltd.	10.09
Jubilant Foodworks Ltd.	9.84
Indian Railway Catering And Tourism Corporation Ltd.	7.54
Eih Ltd.	3.27

NAME OF THE INSTRUMENT	% TO NAV
Tbo Tek Ltd.	3.19
Devyani International Ltd.	3.04
Lemon Tree Hotels Ltd.	2.84
Bls International Services Ltd	1.45

METHODOLOGY

Parameter	Nifty Tourism Index
Universe	Nifty 500
Stock Selection Parameters	Stocks which belong to the following basic industries in the universe are eligible to be a part of the index : 1) Hotel & Resorts 2) Tour, Travel Related Services 3) Restaurants 4) Airline 5) Airport & Airport services 6) Apart from the above basic industries companies which are in to manufacturing of trolley bags, suitcases, luggage are eligible to be included in the index
Stock selection criteria	All the stocks which belong to the above basic industries are eligible to be a part of index
No. of stocks	All the stocks in the eligible universe. *Maximum 30 stocks
Review	Semi Annual (March and September)
Rebalancing	Quarterly (March, June, September, and December)
Index Weighing methodology	Free Float Market Capitalization
Weight cap limit	Stock Cap : 20%

BOARDING NOW

JET. SET. GO.

SCHEME NAME:

TATA NIFTY INDIA TOURISM INDEX FUND

(AN OPEN-ENDED SCHEME REPLICATING / TRACKING NIFTY INDIA TOURISM INDEX (TRI))

BENCHMARK:

NIFTY INDIA TOURISM INDEX

FUND MANAGER:

NITIN SHARMA & RAKESH PRAJAPATI

MIN. INVESTMENT AMOUNT

RS.5,000/- AND IN MULTIPLE OF RE.1/- THEREAFTER

LOAD STRUCTURE

ENTRY LOAD: N.A.

EXIT LOAD: 0.25% OF THE APPLICABLE NAV, IF REDEEMED ON OR BEFORE 15 DAYS FROM THE DATE OF ALLOTMENT.

SCHEME CODE

ATA/O/O/OIN/24/06/0069

This product is suitable for investors who are seeking*:

- Long term capital Appreciation
- Investment in equity and equity related instruments comprised in Nifty India Tourism Index.

***Investors should consult their financial advisors if in doubt about whether the product is suitable for them.**

Scheme Risk-O-Meter

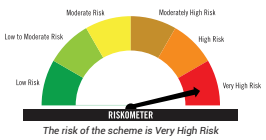

The risk of the scheme is Very High Risk

Benchmark Risk-O-Meter

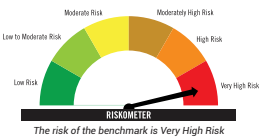

The risk of the benchmark is Very High Risk

It may be noted that risk-o-meter specified above is based on internal assessment. The same shall be updated as per provision no. 17.4.1.i of SEBI Master Circular on Mutual Fund dated 27.06.2024, on Product labelling in mutual fund schemes on ongoing basis.