TATA

NIFTY FINANCIAL SERVICES INDEX FUND

(An open-ended scheme replicating/tracking Nifty Financial Services Index)

TATA mutual fund

INVEST IN THE FINANCIAL SERVICES SECTOR AND BANK ON

THE PILLARS OF INDIA'S ECONOMY



TATA NIFTY FINANCIAL SERVICES FUND

The Tata Nifty **Financial Services Index Fund** seeks to replicate the **Nifty Financial Services Index.** The index is designed to reflect the behaviour and performance of the Indian financial market such as banks, financial institutions, housing finance, NBFC, Insurance and other financial services companies.

Financial services stocks as defined by the index, include **23 basic industries.** Currently, the index constituents cover 10 of the universe of 23 basic industries. (Subject to change as per modifications in Index composition of NSE Indices & Industry classification as per AMFI.)

The index includes Nifty 500 constituents that represent Financial Services.

BANKS

The Indian Banking industry is experiencing significant growth:

Credit Growth
△21%
*(YoY Dec '23)

Deposit Growth
△14%
*(YoY Dec '23)

Robust growth observed in the banking industry

Digital Adoption
△ 57%*
YoY UPI volume growth
(12.2 tn)
△ 65%*
credit card transactions are online

Low Default
▽ 2.9%*
low Gross Non-Performing Assets indicate strong asset quality

Source: *BCG Banking Sector Roundup 9MFY24

NBFCs

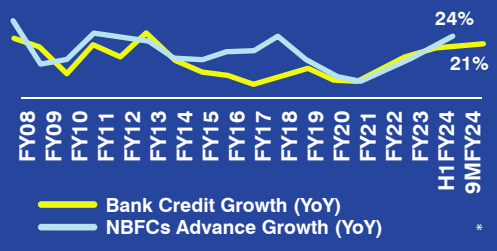

- NBFCs (Non-Banking Financial Companies) credit growth matches that of banks.
- Improved profitability across.
- Absolute profit for NBFC industry increased 38%* YoY in H1 FY24 vs. H1 FY23

Source: *BCG NBFC Sector Roundup H1FY24. BCG Banking Sector Roundup 9MFY24

HFCs

Housing Finance Companies (HFCs) have a huge potential:

Housing Finance Insustry
(AUM in ₹ trillion)

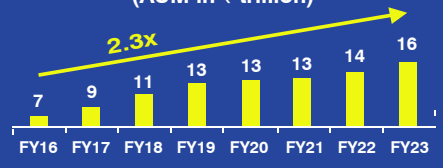

Source: Company Reports, CRISIL

- HFCs reported on-book portfolio growth of 10% YoY in Q1 FY24.*
- Moderations in NIMs (Net Interest Margins) expected, however, contained credit costs to support profitability.
- Adequate capital & liquidity support.

Source: *ICRA Housing Finance Statistics

OTHERS

Mutual Fund Industry
(AUM in ₹ trillion)

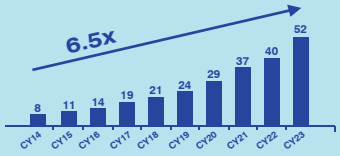

Source: MFI Explorer

The mutual fund industry has grown at **23.05%** CAGR for the last 10 years

Insurance

	YoY Growth
Health	24.4%
Retail Health	18.4%
Group Health	26.7%
Motor	17.1%
Fire	6.5%

Source: General Insurance Council, H1FY24

Other financial institutions such as Mutual Funds and Insurance companies have also exhibited growth.

STOCK SELECTION CRITERIA

1. Subsector weights calculated based on average free-float market capitalization.
2. Companies within each subsector sorted in descending order based on average free-float market capitalization.
3. Stocks are selected in a manner such that weightage of selected constituents in a subsector is identical to weightage of the subsector as determined in step1. (A preference given to stocks available in Futures & Options segment.)

The Nifty Financial Services Index can consist of a **maximum of 20 stocks.**

- **Single stock weight** <= 33% of weight.
- **Top 3 stocks** cumulative weight <= 62%

Semi-annual review and reconstitution occurs for the same.

NON-LENDING FINANCIAL INSTITUTIONS

(Have a huge potential for growth)

INSURANCE INDUSTRY	MUTUAL FUND INDUSTRY	EXCHANGE & DATA PLATFORMS
Total real insurance premium in India increased by **7.7%** in **2022** as against the world's **-1.1%**		• Investor base jumped to **9 crores** (March 2024) • Last **1 crore came in just 5 months!**
1% penetration vs. **4%** global average penetration (2022)	**15%** penetration vs. **74%** global average penetration	Indian households invest **7%** of their income in equities. Latin America (40%) USA (50%), EM (30%)
***Source:** Swiss Re Sigma World Insurance Report, IRDAI, based on latest available data	***Source:** Economic Times, February 2024 (population in crores)	***Source:** CNBC, Mint

NIFTY FINANCIAL SERVICES INDEX

(Basic industry weights)

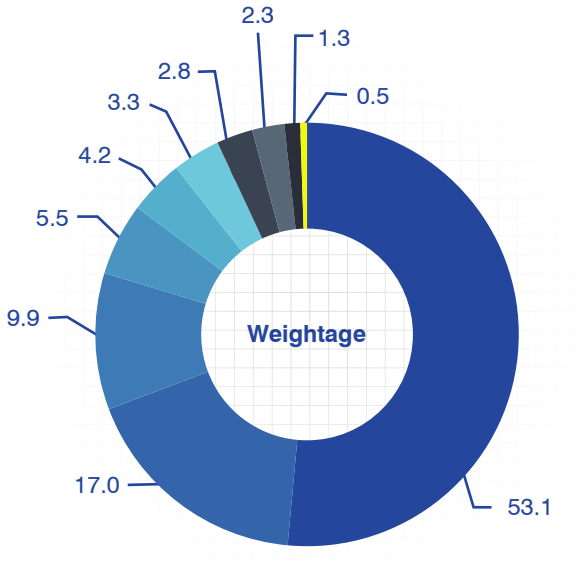

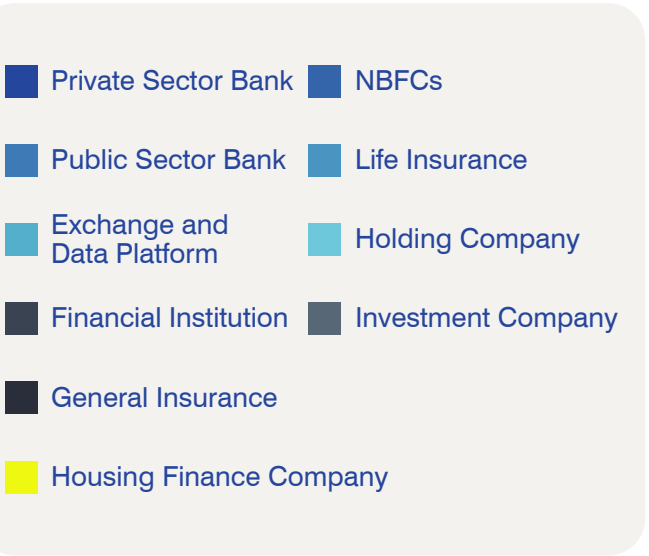

Source: NSE. Data as on 30th September 2026

(Subject to change as per modifications in Index composition of NSE Indices & Industry classification as per AMFI.)

Holdings (as on 30th September 2026)

NAME OF THE INSTRUMENT	% TO NAV
HDFC Bank Ltd.	18.64
ICICI Bank Ltd.	14.20
Axis Bank Ltd.	10.18
Kotak Mahindra Bank Ltd.	10.11
State Bank Of India	9.94
Bajaj Finance Ltd.	8.62
Shriram Finance Ltd.	4.53
Bse Ltd.	4.16
Bajaj Finserv Ltd.	3.31
Sbi Life Insurance Company Ltd.	2.51

NAME OF THE INSTRUMENT	% TO NAV
Jio Financial Services Ltd	2.34
Cholamandalam Investment & Finance Co Ltd.	2.31
HDFC Life Insurance Co. Ltd.	1.85
Power Finance Corporation Ltd.	1.56
ICICI Lombard General Insurance Co. Ltd.	1.25
Rec Ltd.	1.23
Max Financial Services Ltd.	1.18
Muthoot Finance Ltd.	0.98
Sbi Cards And Payment Services Ltd.	0.58
LIC Housing Finance Ltd.	0.53

Highlights of the Scheme

Scheme Name	Tata Nifty Financial Services Index Fund
Investment Objective	The investment objective of the scheme is to provide returns, before expenses, that commensurate with the performance of Nifty Financial Services Index (TRI), subject to tracking error. There is no assurance or guarantee that the investment objective of the scheme will be achieved. The scheme does not assure or guarantee any returns.
Type Of Scheme	An open-ended scheme replicating/tracking NIFTY Financial Services Index (TRI)
Fund Manager	Nitin Bharat Sharma and Rakesh Indrajeet Prajapati
Benchmark	NIFTY Financial Services Index (TRI)
Min. Application Amount (During NFO)	Rs 5,000/- and in multiple of Re. 1/- thereafter
Load Structure	Entry Load: Not Applicable Exit Load: Exit Load: 0.25 % of the applicable NAV, if redeemed on or before 15 days from the date of allotment.

This product is suitable for investors who are seeking*:

- Long Term Capital Appreciation.
- Investment in equity and equity related instruments comprised in Nifty Financial Services Index.

***Investors should consult their financial advisors if in doubt about whether the product is suitable for them**

Scheme Risk-O-Meter

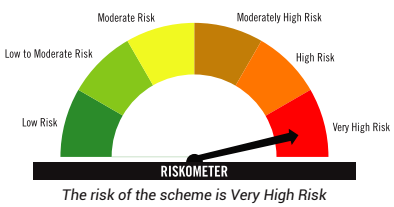

The risk of the scheme is Very High Risk

Benchmark Risk-O-Meter

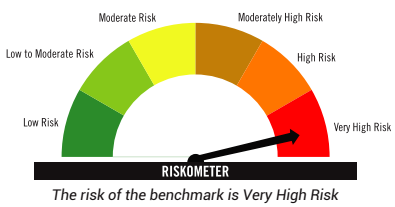

The risk of the benchmark is Very High Risk

It may be noted that risk-o-meter specified above is based on internal assessment. The same shall be updated as per provision no. 17.4.1.i of SEBI Master Circular on Mutual Fund dated 27.06.2024, on Product labelling in mutual fund schemes on ongoing basis.

Mutual Fund investments are subject to market risks, read all scheme-related documents carefully.