TATA

NIFTY INDIA DIGITAL EXCHANGE TRADED FUND

(An Open-Ended Exchange Traded Fund replicating/tracking Nifty India Digital Index)

TATA mutual fund



INDIA IS INVESTING IN THE DIGITAL SPACE.

ARE YOU READY TO INVEST?

Khud Pe Vishwaas Hai Sabse Badi Investment

Registered Name: Tata Mutual Fund
Registration No. MF/023/95/9

As on 30th September 2026

DATE OF ALLOTMENT
March 31, 2022

BENCHMARK
Nifty India Digital TRI

FUND SIZE
Rs. 165.43 Crores

MONTHLY AVERAGE AUM
Rs. 175.27 Crores

FUND MANAGER
Nitin Bharat Sharma (Managing Since 01-Jul-25)

ASSISTANT FUND MANAGER
Rakesh Indrajeet Prajapati
(Managing Since 20-Dec-24)

EXPENSE RATIO**
Direct - 0.34
Regular - NA

EXIT LOAD
Nil

MINIMUM INITIAL INVESTMENT
Transactions by Market Makers: in creation unit size (refer SID for creation unit size)
Transactions by Investors:
- Amount greater than 25 Crs: Directly through AMC or through exchange
- Amount less than 25 Crs: Through exchange, min 1 unit and in multiple thereof.

**Note: The rates specified are actual month end expenses charged as on September 30, 2026. The above ratio includes the Service tax on Investment Management Fees. The above ratio excludes, borrowing cost, wherever applicable.

FUND OVERVIEW

The fund aims to provide potential long-term capital appreciation by investing in Tata Nifty India Digital Exchange Traded Fund. The Fund of Fund indirectly participates in potential Capital appreciation opportunities in information technology sector benefiting from Indian economic growth. Potential Indian economic growth with favorable demographic divide and support from government to digitize India may provide bright opportunities in digital sector.

Digital disruptions across sectors

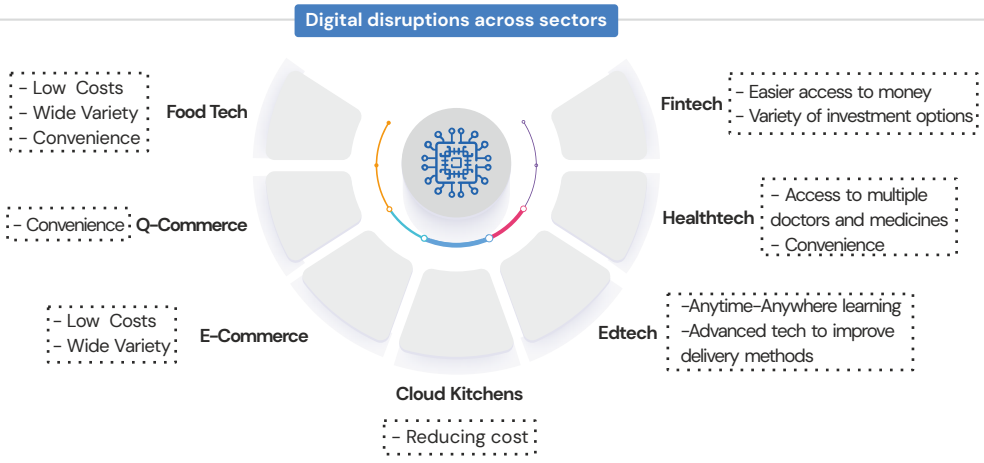

Balancing the growing & established

Digital Change Agents



Re-imagining Automation & New modes of Delivery
Blurring the definition of traditional sectors giving rise to hybrid segments

Digital Enablers

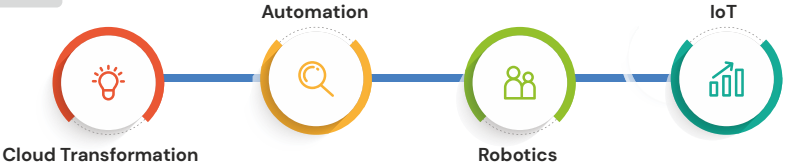

Digitalisation of the traditional business
IT Services/Cloud transformation/SaaS companies

Digital India

EVOLVING DIGITAL INDIA

DIGITAL CHANGE AGENTS

- Fintech – Finance
- E-Commerce – Commerce
- Q-Commerce – Commerce
- Food Tech – Logistics
- Health Tech – Healthcare
- ED Tech – Education

DIGITAL INDIA

DIGITAL ENABLERS

- IT services
- Cloud transformation
- Automation
- Robotics
- IOT

PORTFOLIO

Issuer Name	% to NAV
Equity & Equity Related Total	**99.97**
Financial Technology (Fintech)	
One 97 Communications Ltd.	6.40
Pb Fintech Ltd.	3.33
Pine Labs Ltd..	0.34
It - Services	
Tata Technologies Ltd.	0.71
Sagility Ltd.	0.57
Affle 3i Ltd.	0.56
Cyient Ltd.	0.55
L&T Technology Services Ltd.	0.53
Inventurus Knowledge Solutions Ltd.	0.53
Netweb Technologies India Ltd.	0.50
It - Software	
HCL Technologies Ltd.	8.06
Tata Consultancy Services Ltd.	7.10
Infosys Ltd.	6.87
Tech Mahindra Ltd.	5.67
Coforge Ltd.	3.56
Persistent Systems Ltd.	3.35
Wipro Ltd.	2.52
Ltm Ltd.	2.19
Mphasis Ltd.	1.67
Oracle Financials Services Soft Ltd.	1.47
Tata Elxsi Ltd.	0.62
Kpit Technologies Ltd.	0.48
Hexaware Technologies Ltd.	0.43
Intellect Design Arena Ltd.	0.32
Sonata Software Ltd.	0.29
Zensar Technologies Ltd.	0.28
Birlasoft Ltd.	0.26
Newgen Software Technologies Ltd.	0.18

Issuer Name	% to NAV
Latent View Analytics Ltd.	0.10
C.E. Info Systems Ltd.	0.09
Leisure Services	
Indian Railway Catering And Tourism Corporation Ltd.	1.24
Tbo Tek Ltd.	0.52
Bls International Services Ltd.	0.24
Other Consumer Services	
Physicswallah Ltd.	0.61
Retailing	
Eternal Ltd.	9.11
Info Edge (India) Ltd.	4.23
Fsn E Commerce Ventures Ltd.	3.97
Swiggy Ltd.	3.22
Meesho Ltd.	1.15
Cartrade Tech Ltd.	1.11
Urban Company Ltd.	0.48
Indiamart Intermesh Ltd.	0.45
Brainbees Solutions Ltd..	0.37
Telecom - Equipment & Accessories	
Tejas Networks Ltd.	0.36
Iti Ltd.	0.22
Telecom - Services	
Bharti Airtel Ltd.	6.83
Vodafone Idea Ltd.	3.23
Tata Communications Ltd.	1.76
Bharti Hexacom Ltd.	0.97
Railtel Corporation Of India Ltd.	0.21
Tata Tele Services(Maharashtra)Ltd.	0.16
Portfolio Total	**99.97**
Cash / Net Current Asset	**0.03**
Net Assets	**100.00**

^ Exposure less than 1% has been clubbed under Other Equities

MARKET CAPITALISATION TREND

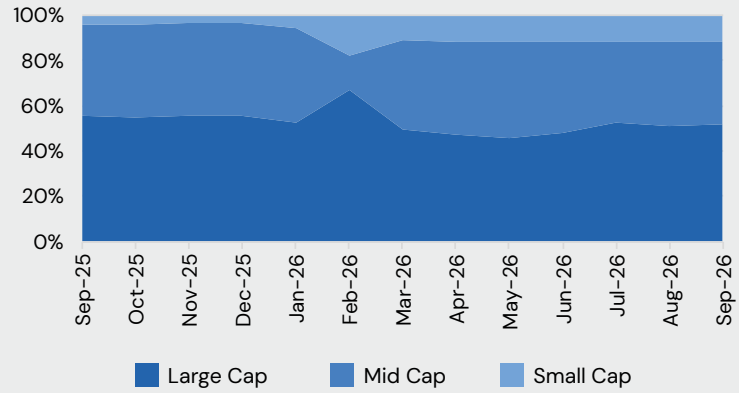

SECTORS

- INFORMATION TECHNOLOGY 49.48%
- CONSUMER SERVICES 26.71%
- TELECOMMUNICATION 13.74%
- FINANCIAL SERVICES 10.07%

Product Label	Tata Nifty India Digital ETF	Nifty India Digital TRI
This product is suitable for investors who are seeking*: • Long Term Capital Growth. • An exchange traded fund that aims to provide returns that corresponds to the returns provided by Nifty India Digital Index, subject to tracking error. ***Investors should consult their financial advisors if in doubt about whether the product is suitable for them.**	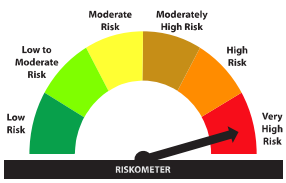 *The risk of the scheme is Very High*	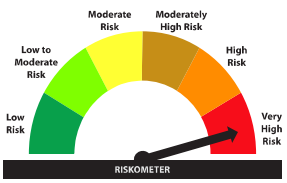 *The risk of the benchmark is Very High*

It may be noted that the Risk-o-meter specified above is based on internal assessment. The same shall be updated as per provision no. 17.4.1.i of SEBI Master Circular on Mutual Fund dated 27.06.2024, on Product labelling in mutual fund schemes on an ongoing basis.

DISCLAIMERS AND OTHER STATUTORY DISCLOSURES
Market capitalization as per SEBI circular: A) Large Cap: 1st-100th company in terms of full market capitalization. B) Mid Cap: 101st-250th company in terms of full market capitalization. C) Small Cap: 251st company onwards in terms of full market capitalization. For detailed month end portfolio and scheme performance in SEBI prescribed format, please visit: www.tatamutualfund.com

Mutual Fund Investments are subject to market risks, read all Scheme related documents carefully.