TATA mutual fund

TATA NIFTY 50 EXCHANGE TRADED FUND

(An Open Ended Exchange Traded Fund tracking Nifty 50 Index)

Registered Name: Tata Mutual Fund
Registration No. MF/023/95/9

ETF

As on 30th September 2026

DATE OF ALLOTMENT
January 01, 2019

BENCHMARK
Nifty 50 TRI

FUND SIZE
Rs. 673.65 Crores

MONTHLY AVERAGE AUM
Rs. 697.07 Crores

FUND MANAGER
Nitin Bharat Sharma (Managing Since 01-Jul-25)

ASSISTANT FUND MANAGER
Rakesh Indrajeet Prajapati (Managing Since 20-Dec-24)

EXPENSE RATIO**
Direct - 0.07
Regular - NA

EXIT LOAD
Nil

MINIMUM INVESTMENT
Transactions by Market Makers: in creation unit size (refer SID for creation unit size)
Transactions by Investors:
- Amount greater than 25 Crs: Directly through AMC or through exchange
- Amount less than 25 Crs: Through exchange, min 1 unit and in multiple thereof.

**Note: The rates specified are actual month end expenses charged as on September 30, 2026. The above ratio includes the Service tax on Investment Management Fees. The above ratio excludes, borrowing cost, wherever applicable.

FUND OVERVIEW

Tata Nifty 50 Exchange Traded Fund is an open-ended Exchange Traded Fund that invests in stocks of Nifty 50 Index in the same proportion as the underlying Index, tracking Nifty 50 Index. The Scheme will endeavor to have a low tracking error. Best suited for Investors who want to take exposure to the entire index at a low cost.

ABOUT THE FUND

The fund offers an opportunity to participate in the India growth story by investing in well-diversified portfolio of 50 well-known large cap companies comprising the Nifty 50 index.

The fund aims to take advantage of Potential Capital appreciation opportunities arising from the top companies with the largest market capitalization in the market. These companies are largely considered safe, good quality stocks that provided safety, and stability.

FEATURES

- Ease of Transaction
- Low Cost
- No minimum amount needed: Buy as low as one single unit
- Live Pricing – Intraday NAV available for trade

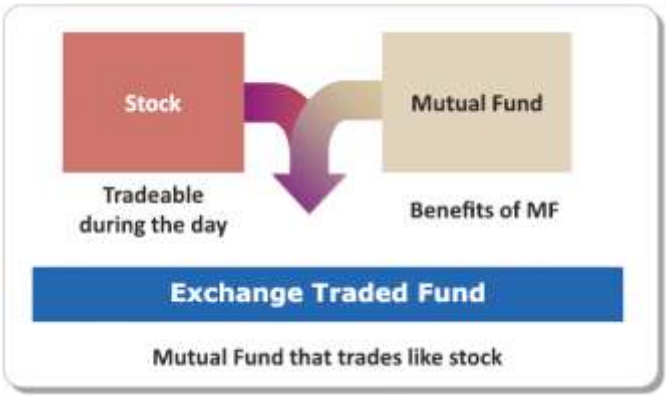

TOP 5 SECTORS



FINANCIAL SERVICES 36.55%



OIL GAS AND CONSUMABLE FUELS 9.57%



INFORMATION TECHNOLOGY 7.99%



AUTOMOBILE AND AUTO COMPONENTS 6.73%



FAST MOVING CONSUMER GOODS 5.56%

KEY MEASURES^

KEY MEASURES#	FUND	BENCHMARK
Standard Deviation	14.13	12.76
Sharpe Ratio	0.11	0.11
Portfolio Beta	0.95	NA
R Squared	0.78	NA
Treynor	0.14	NA
Jenson	0.02	NA

^Risk-free rate based on the FBIL Overnight MIBOR rate of 5.28% as on Sep 30, 2026.
#For the period of 3 years

Company Name	% of Assets
Equity & Equity Related Total	**99.99**
Aerospace & Defense	
Bharat Electronics Ltd.	1.34
Agricultural Food & Other Products	
Tata Consumer Products Ltd.	0.60
Automobiles	
Mahindra & Mahindra Ltd.	2.54
Maruti Suzuki India Ltd.	1.51
Bajaj Auto Ltd.	1.16
Eicher Motors Ltd.	0.95
Tata Motors Passenger Vehicles Ltd.	0.57
Banks	
HDFC Bank Ltd.	10.48
ICICI Bank Ltd.	9.14
State Bank Of India	3.83
Axis Bank Ltd.	3.40
Kotak Mahindra Bank Ltd.	2.96
Cement & Cement Products	
Ultratech Cement Ltd.	1.25
Grasim Industries Ltd.	1.12
Construction	
Larsen & Toubro Ltd.	4.25
Consumable Fuels	
Coal India Ltd.	0.98
Consumer Durables	
Titan Company Ltd.	1.83
Asian Paints Ltd.	1.05
Diversified Fmcg	
ITC Ltd.	2.44
Hindustan Unilever Ltd.	1.61
Ferrous Metals	
Tata Steel Ltd.	1.47
Jsw Steel Ltd.	1.13
Finance	
Bajaj Finance Ltd.	2.48
Shriram Finance Ltd.	1.33
Bajaj Finserv Ltd.	0.97
Jio Financial Services Ltd.	0.69
Food Products	
Nestle India Ltd.	0.91

Company Name	% of Assets
Healthcare Services	
Apollo Hospitals Enterprise Ltd.	0.81
Max Healthcare Institute Ltd.	0.67
It - Software	
Infosys Ltd.	3.37
Tata Consultancy Services Ltd.	2.02
HCL Technologies Ltd.	1.25
Tech Mahindra Ltd.	0.93
Wipro Ltd.	0.41
Insurance	
Sbi Life Insurance Company Ltd.	0.74
HDFC Life Insurance Co. Ltd.	0.54
Metals & Minerals Trading	
Adani Enterprises Ltd.	0.81
Non - Ferrous Metals	
Hindalco Industries Ltd.	1.32
Oil	
Oil & Natural Gas Co.	0.85
Petroleum Products	
Reliance Industries Ltd.	7.74
Pharmaceuticals & Biotechnology	
Sun Pharmaceutical Industries Ltd.	1.86
Cipla Ltd.	0.73
Dr Reddys Laboratories Ltd.	0.73
Power	
NTPC Ltd.	1.48
Power Grid Corporation Of India Ltd.	1.14
Retailing	
Eternal Ltd.	2.23
Trent Ltd.	0.84
Telecom - Services	
Bharti Airtel Ltd.	5.16
Transport Infrastructure	
Adani Ports And Special Economic Zone Ltd.	1.28
Transport Services	
Interglobe Aviation Ltd.	1.09
Repo	**0.02**
Portfolio Total	**100.01**
Cash / Net Current Asset	**-0.01**
Net Assets	**100.00**

Product Label	Tata Nifty 50 Exchange Traded Fund	Nifty 50 TRI
This product is suitable for investors who are seeking*: • Long Term Capital Growth. • Investments in Equity & Equity related instruments covered by Nifty 50 Index. * **Investors should consult their financial advisors if in doubt about whether the product is suitable for them.**	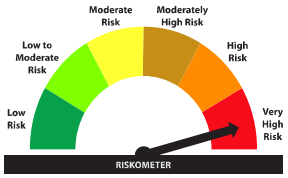 *The risk of the scheme is Very High*	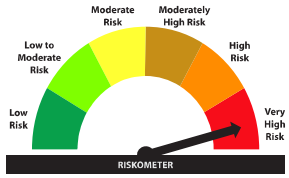 *The risk of the benchmark is Very High*

It may be noted that the Risk-o-meter specified above is based on internal assessment. The same shall be updated as per provision no. 17.4.1.i of SEBI Master Circular on Mutual Fund dated 27.06.2024, on Product labelling in mutual fund schemes on an ongoing basis.

DISCLAIMERS AND OTHER STATUTORY DISCLOSURES
For detailed month end portfolio and scheme performance in SEBI prescribed format, please visit: www.tatamutualfund.com

Mutual Fund Investments are subject to market risks, read all Scheme related documents carefully.