

WHEN THE LEADERS OF THE PACK COMBINE WITH THE FUTURE LEADERS.

TATA mutual fund

TATA LARGE & MID CAP FUND

(An open ended equity scheme investing in both large cap and mid cap stocks)

Registered Name: Tata Mutual Fund
Registration No. MF/023/95/9

As on 30th September 2026

DATE OF ALLOTMENT
February 25, 1993

BENCHMARK
Nifty Large Midcap 250 TRI

FUND SIZE
Rs. 7254.11 Crores

MONTHLY AVERAGE AUM
Rs. 7536.96 Crores

FUND MANAGER
Chandraprakash Padiyar
(Managing Since 03-Sep-18)

ASSISTANT FUND MANAGER
Kapil Malhotra (Managing Since 01-Jul-25)

EXPENSE RATIO**
Direct - 0.62
Regular - 1.53

EXIT LOAD
1) On or before 30 days from the date of allotment: 0.50%.
2) After 30 days from the date of allotment: NIL. (w.e.f 19th August, 2025)

MINIMUM INVESTMENT
Rs. 5,000/- and in multiples of Re. 1/- thereafter.

**Note: The rates specified are actual month end expenses charged as on September 30, 2026. The above ratio includes the Service tax on Investment Management Fees. The above ratio excludes, borrowing cost, wherever applicable.

FUND OVERVIEW

Tata Large & Midcap Fund aims at proactively taking advantage of Potential Capital appreciation opportunities arising from large and midcap segment of the market. The fund undertakes rigorous research to identify opportunities in equity markets across two broad groups. The first is comprised of safe, good quality stocks that provided safety, stability and liquidity to the portfolio. The second group of stocks are those that have the potential to provide earnings surprises.

WHY TATA LARGE & MIDCAP FUND?

Actively Managed Portfolio

- Being an actively managed fund with a portfolio comprised of large and midcap stocks, the fund is able to capitalize on opportunities under different market conditions.

Research Driven Stock Selection

- The fund holds an optimal portfolio of well researched stocks of, selected on a bottom-up approach.
- The fund aims to invest in fundamentally good stocks with a medium to long term horizon.
- The portfolio maintains a low churn rate with an idea to capture the same stock compounding story.

Flexible Allocations

- The fund manager can change allocations to large or midcap stocks to orient the portfolio to take advantage of prevailing conditions in the investment outlook for the large and midcap segments.

Based on current market scenario and subject to change

HIGHLIGHTS

01 COMBINATION
A steady mix of stable earnings and earnings surprise

02 COMPOUNDERS
Essential characteristics of stocks picked as compounders are growth, low debt and high free cash flows

03 BOTTOM UP
Stock Selection based on fundamentals of the company

04 AVOID
Global commodity companies

MARKET CAPITALISATION TREND

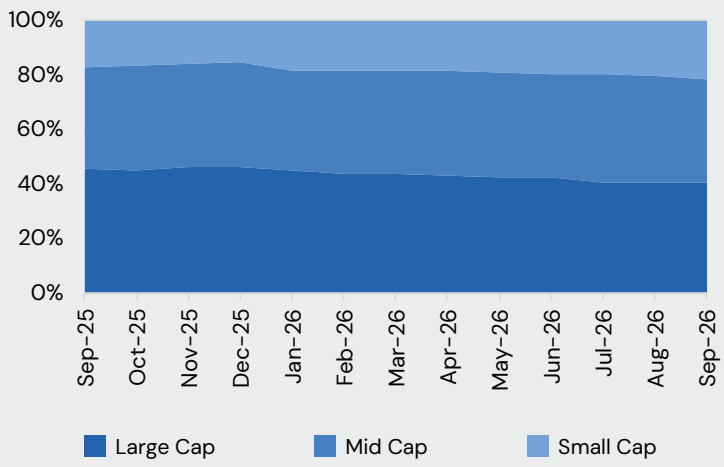

KEY MEASURES^

KEY MEASURES#	FUND	BENCHMARK
Standard Deviation	16.34	14.40
Sharpe Ratio	0.04	0.42
Portfolio Beta	0.82	NA
R Squared	0.56	NA
Treynor	0.08	NA
Jenson	-0.35	NA

^Risk-free rate based on the FBIL Overnight MIBOR rate of 5.28% as on Sep 30, 2026.
#For the period of 3 years.

TOP 10 HOLDINGS

Issuer Name	% to NAV
HDFC Bank Ltd.	8.40
State Bank Of India	5.56
IDFC First Bank Ltd.	5.42
ICICI Bank Ltd.	4.19
Varun Beverages Ltd.	4.17
Bharti Airtel Ltd.	4.06
Godrej Properties Ltd.	3.82
Reliance Industries Ltd.	3.76
Sbi Cards & Payment Services Ltd.	3.67
Tega Industries Ltd	3.48
Total	**46.53**

TOP 5 SECTORS

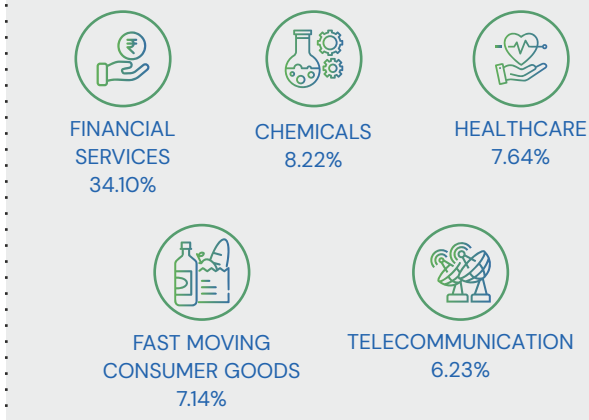

Product Label	Tata Large & Mid cap Fund	Nifty Large Midcap 250 TRI
This product is suitable for investors who are seeking*: • Long Term Capital Appreciation. • Investment in equity and equity related instruments of well researched value and growth oriented Large & Mid Cap Companies. ***Investors should consult their financial advisors if in doubt about whether the product is suitable for them.**	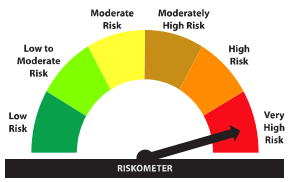 *The risk of the scheme is Very High*	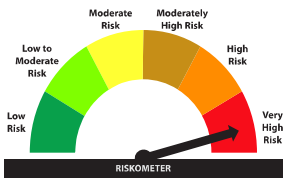 *The risk of the benchmark is Very High*

It may be noted that risk-o-meter specified above is based on internal assessment. The same shall be updated as per provision no. 6.16.1.j of SEBI Master Circular on Mutual Fund dated 20.03.2026, on Product labelling in mutual fund schemes on ongoing basis.

DISCLAIMERS AND OTHER STATUTORY DISCLOSURES
Market capitalization as per SEBI circular: A) Large Cap: 1st-100th company in terms of full market capitalization. B) Mid Cap: 101st-250th company in terms of full market capitalization. C) Small Cap: 251st company onwards in terms of full market capitalization.
For detailed month end portfolio and scheme performance in SEBI prescribed format, please visit: www.tatamutualfund.com

Mutual Fund Investments are subject to market risks, read all Scheme related documents carefully.