

TATA mutual fund

Be a part of India's Infrastructure growth potential

Registered Name: Tata Mutual Fund
Registration No. MF/023/95/9

TATA INFRASTRUCTURE FUND

(An open-ended equity scheme investingin the Infrastructure Sector)

As on 30th September 2026

DATE OF ALLOTMENT
December 31, 2004

BENCHMARK
BSE India Infrastructure TRI

FUND SIZE
Rs. 1981.60 Crores

MONTHLY AVERAGE AUM
Rs. 2010.62 Crores

FUND MANAGER
Abhinav Sharma
(Managing Since 09-Mar-21)

EXPENSE RATIO**
Direct - 0.99
Regular - 1.75

EXIT LOAD

- 0.25% of NAV if redeemed/switched out before 30 days from the date of allotment.

MINIMUM INVESTMENT
Rs. 5,000/- and in multiples of Re. 1/- thereafter.

**Note: The rates specified are actual month end expenses charged as on September 30, 2026. The above ratio includes the Service tax on Investment Management Fees. The above ratio excludes, borrowing cost, wherever applicable.

ABOUT TATA INFRASTRUCTURE FUND

When one thinks about infrastructure fund the perception is that the fund will invest in companies linked to traditional physical infrastructure such as roads, highways, electricity networks etc. While such companies/sectors do form an important part of the portfolio, the investment strategy of the fund is better characterized as a play on the Indian capital expenditure (capex) cycle. This gives the fund manager a variety of options in terms of segments to invest in.

Thus, the fund can invest in sectors that incur large capital expenditure or derive benefit from it. The fund can thus invest in are very diverse such as traditional infrastructure assets (roads, highways, telecom, power plants, gas pipeline networks, real estate etc.), engineering & construction companies, manufacturing and automation product companies, building materials etc. One can expect long-term themes to play out within this fund. If the capex cycle is in upswing these sectors are likely to do well.

KEY GROWTH DRIVERS OF THE SECTOR/THEME

- Capex Momentum: Rising private and government sector capex, driven by capacity utilization, deleveraging, and ample funding, alongside a booming real estate sector, offers strong investment opportunities.
- Decarbonization and "China+1": India's commitment to decarbonization, backed by substantial investments in green energy and manufacturing, aligns with global trends and presents significant growth potential for the fund. India's "China+1" strategy aims to attract substantial investments and establish a manufacturing ecosystem larger and faster than China. This strategy creates opportunities for ancillary investments to support factory infrastructure, contributing to the growth potential of the fund's portfolio.

BENEFITS

- Capital Appreciation:The fund positions at the start of a capex upcycle, offering potential for long-term growth as India's infrastructure investment surges.
- Diversification: With holdings across key sectors, it provides risk diversification in the infrastructure landscape.
- Growth Drivers Alignment: The fund aligns with growth drivers like decarbonization and "China+1" strategy, offering investment opportunities.
- Attractive Valuation Entry: Despite high valuations, it's still in an early capex cycle, potentially offering favorable returns.
- Portfolio Expansion and IPOs: The fund continually grows its portfolio and includes IPOs, capturing new opportunities for investors.

PORTFOLIO

Issuer Name	% to NAV
Equity & Equity Related Total	**93.66**
Aerospace & Defense	
Data Patterns (India) Ltd.	1.75
Agricultural Food & Other Products	
Trualt Bioenergy Ltd..	1.28
Auto Components	
Zf Commercial Vehicle Control Systems India Ltd.	2.11
Schaeffler Ltd.	1.82
Kross Ltd.	1.08
Skf India Ltd.	0.61
Cement & Cement Products	
The Ramco Cements Ltd.	2.97
Ultratech Cement Ltd.	2.62
Nuvoco Vistas Corporation Ltd. (Nirma Group)	2.19
Ambuja Cements Ltd.	1.89
ACC Ltd.	0.96
Chemicals & Petrochemicals	
Ellenbarrie Industrial Gases.	0.77
Construction	
Larsen & Toubro Ltd.	6.64
G R Infraprojects Ltd.	1.53
Cemindia Projects Ltd.	1.50
Kalpataru Projects International Ltd.	1.45
Isgec Heavy Engineering Ltd.	0.77
Knr Constructions Ltd.	0.67
Afcons Infrastructure Ltd.	0.37
Consumer Durables	
Epack Durable Ltd.	0.50
Diversified	
3M India Ltd.	1.33
Electrical Equipment	
Bharat Heavy Electricals Ltd.	2.67
Abb India Ltd.	2.10
Siemens Ltd.	1.48
Siemens Energy India Ltd.	1.27
Industrial Manufacturing	
Dee Development Engineers Ltd.	2.39
Indo-Mim Ltd.	1.60

Issuer Name	% to NAV
Honeywell Automation India Ltd.	0.98
Industrial Products	
Inox India Ltd.	2.15
Grindwell Norton Ltd.	1.78
Aia Engineering Ltd.	1.70
Ratnamani Metals & Tubes Ltd.	1.59
Timken India Ltd.	1.27
Skf India (Industrial) Ltd.	1.12
Bansal Wire Industries Ltd.	0.77
Metals & Minerals Trading	
Adani Enterprises Ltd.	2.54
Power	
NTPC Ltd.	3.79
Adani Energy Solutions Ltd.	3.46
Adani Power Ltd.	2.57
Power Grid Corporation Of India Ltd.	1.70
Torrent Power Ltd.	1.42
Tata Power Company Ltd.	1.40
Realty	
The Phoenix Mills Ltd.	1.78
Dlf Ltd.	1.50
Oberoi Realty Ltd.	1.49
Brookfield India Real Estate Trust	0.98
Telecom - Services	
Indus Towers Ltd.	1.70
Transport Infrastructure	
Adani Ports And Special Economic Zone Ltd.	4.17
Jsw Infrastructure Ltd.	1.79
Transport Services	
Interglobe Aviation Ltd.	3.52
Mahindra Logistics Ltd.	1.48
Tci Express Ltd.	0.69
Treps	**3.58**
Repo	**0.29**
Portfolio Total	**97.53**
Cash / Net Current Asset	**2.47**
Net Assets	**100.00**

TOP 5 SECTORS



KEY MEASURES^

KEY MEASURES#	FUND	BENCHMARK
Std. Dev (Annualised)	20.56	25.23
Sharpe Ratio	0.36	0.44
Portfolio Beta	0.68	NA
R Squared	0.74	NA
Treynor	0.90	NA
Jenson	-0.02	NA

^Risk-free rate based on the FBIL Overnight MIBOR rate of 5.28% as on Sep 30, 2026.
#For the period of 3 years.

Product Label	Tata Infrastructure Fund	BSE India Infrastructure TRI
This product is suitable for investors who are seeking*: • Long Term Capital Appreciation. • Investment Predominantly in equity / equity related instruments of the companies in the Infrastructure sector in India. ***Investors should consult their financial advisors if in doubt about whether the product is suitable for them.**	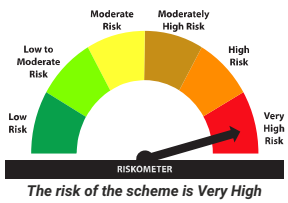 *The risk of the scheme is Very High*	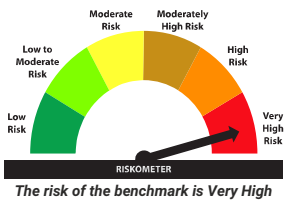 *The risk of the benchmark is Very High*

It may be noted that risk-o-meter specified above is based on internal assessment. The same shall be updated as per provision no. 6.16.1.j of SEBI Master Circular on Mutual Fund dated 20.03.2026, on Product labelling in mutual fund schemes on ongoing basis.

DISCLAIMERS AND OTHER STATUTORY DISCLOSURES
Market capitalization as per SEBI circular: A) Large Cap: 1st-100th company in terms of full market capitalization. B) Mid Cap: 101st-250th company in terms of full market capitalization. C) Small Cap: 251st company onwards in terms of full market capitalization.
For detailed month end portfolio and scheme performance in SEBI prescribed format, please visit: www.tatamutualfund.com

Mutual Fund Investments are subject to market risks, read all Scheme related documents carefully.