TATA mutual fund



TATA INDIA CONSUMER FUND

(An open ended equity scheme investing in Consumption Oriented Sector)

Registered Name: Tata Mutual Fund
Registration No. MF/023/95/9

As on 30th September 2026

DATE OF ALLOTMENT
December 28, 2015

BENCHMARK
Nifty India Consumption TRI

FUND SIZE
Rs. 2723.26 Crores

MONTHLY AVERAGE AUM
Rs. 2817.23 Crores

FUND MANAGER
Sonam Udasi (Managing Since 1-Apr-16)

ASSISTANT FUND MANAGER
Aditya Bagul (Managing Since 03-Oct-23)

EXPENSE RATIO**
Direct - 0.63
Regular - 1.68

EXIT LOAD
0.25% of NAV if redeemed/switched out before 30 days from the date of allotment.

MINIMUM INVESTMENT
Rs. 5,000/- and in multiples of Re. 1/- thereafter.

**Note: The rates specified are actual month end expenses charged as on September 30, 2026. The above ratio includes the Service tax on Investment Management Fees. The above ratio excludes, borrowing cost, wherever applicable.

FUND OVERVIEW

India's economic growth has its seeds in its Demographic Dividend, under-penetration of consumption of goods and services and increasing per capita incomes. Consumption in India has grown at a strong pace and is likely to continue its growth trajectory in the next 10 years.

The structural drivers expected to drive consumption growth: Evolving middle class, Exponential growth in GDP per capita & Urbanization. Consumer sector growth has a high correlation with strong economic growth. Hence, we believe, an improving economic environment is expected to give a thrust to consumer growth.

Consumption is a long-term theme on account of India's demography, current under penetration of consumer goods. As per capita incomes rise, spending on consumer goods will rise too. The investment objective of the scheme is to seek long term capital appreciation by investing at least 80% of it's net assets in equity/equity related instruments of the companies in the Consumption Oriented sectors in India.

As per internal research

GROWTH AT REASONABLE PRICE - GARP

Our investment philosophy is to navigate between the two extremes of Growth at any price and Deep Value, through a combination of the two—Growth at Reasonable Price.

DEEP VALUE
Valuation is right, timing may or may not be

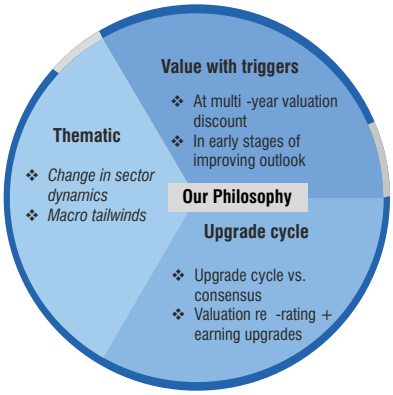

GROWTH AT ANY PRICE
Typically associated with high perceived quality

*each investment decision to be in conformity with the portfolio characteristics / process mentioned in the SID. **Based on current market views & subject to change.

WHY TATA INDIA CONSUMER FUND

- Indian Economic Growth - As consumption oriented sectors are key beneficiaries of a growing economy, the fund is ideal for investors looking to participate in potential Capital appreciation opportunities from Indian economic growth.
- Sector Specific Investment: Since it is a Consumption focused fund, the sector's performance directly impacts the fund making it appropriate for investors with a higher risk profile looking to invest in a sector oriented Scheme.
- Stock Selection Criteria: The fund invests in fundamentally strong companies from Consumption Oriented Sectors in India

MARKET CAPITALISATION TREND

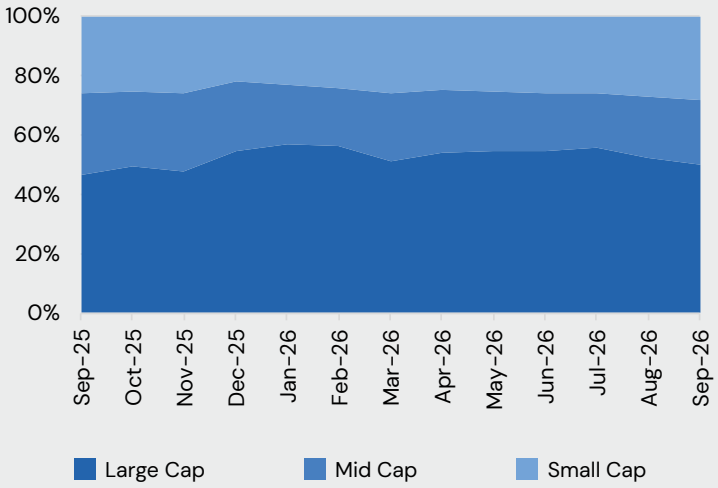

KEY MEASURES^

KEY MEASURES#	FUND	BENCHMARK
Standard Deviation	17.46	15.79
Sharpe Ratio	0.44	0.37
Portfolio Beta	0.74	NA
R Squared	0.48	NA
Treynor	0.87	NA
Jenson	0.28	NA

^Risk-free rate based on the FBIL Overnight MIBOR rate of 5.28% as on Sep 30, 2026.
#For the period of 3 years.

TOP 10 HOLDINGS

Issuer Name	% to NAV
Eternal Ltd.	9.73
Titan Company Ltd.	6.91
Nestle India Ltd.	5.71
Radico Khaitan Ltd.	5.54
Cartrade Tech Ltd.	4.98
Varun Beverages Ltd.	4.15
Ather Energy Ltd.	4.00
Tata Consumer Products Ltd.	3.67
United Spirits Ltd.	3.49
ITC Ltd.	3.13
Total	**51.31**

TOP 5 SECTORS

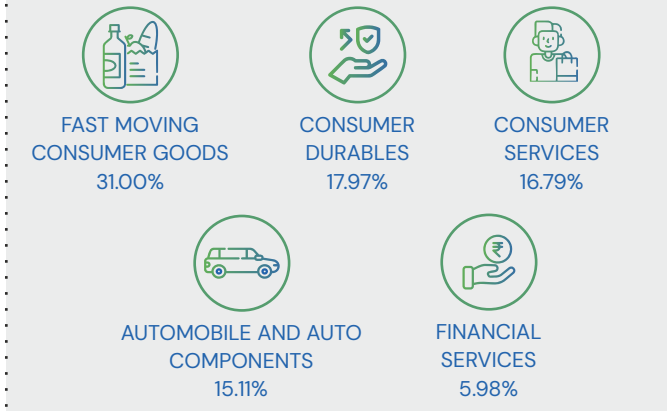

Product Label	Tata India Consumer Fund	Nifty India Consumption TRI
This product is suitable for investors who are seeking*: • Long Term Capital Appreciation. • Investment in equity/equity related instruments of the companies in the Consumption Oriented sector in India. ***Investors should consult their financial advisors if in doubt about whether the product is suitable for them.**	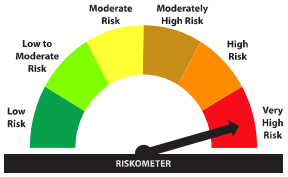*The risk of the scheme is Very High*	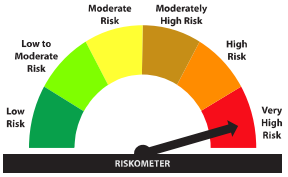*The risk of the benchmark is Very High*

It may be noted that risk-o-meter specified above is based on internal assessment. The same shall be updated as per provision no. 6.16.1.j of SEBI Master Circular on Mutual Fund dated 20.03.2026, on Product labelling in mutual fund schemes on ongoing basis.

DISCLAIMERS AND OTHER STATUTORY DISCLOSURES
Market capitalization as per SEBI circular: A) Large Cap: 1st-100th company in terms of full market capitalization. B) Mid Cap: 101st-250th company in terms of full market capitalization. C) Small Cap: 251st company onwards in terms of full market capitalization.
For detailed month end portfolio and scheme performance in SEBI prescribed format, please visit: www.tatamutualfund.com.

Mutual Fund Investments are subject to market risks, read all Scheme related documents carefully.