

TATA mutual fund

TATA FLEXI CAP FUND

(An open ended dynamic equity scheme investing across large cap, mid cap, small cap stocks.)

Registered Name: Tata Mutual Fund
Registration No. MF/023/95/9

ADAPTS TO MARKET CONDITIONS BY BEING FLEXIBLE IN ITS INVESTMENT APPROACH

As on 30th September 2026

DATE OF ALLOTMENT
September 06, 2018

BENCHMARK
Nifty 500 TRI

FUND SIZE
Rs. 3454.46 Crores

MONTHLY AVERAGE AUM
Rs. 3566.79 Crores

FUND MANAGER
Anand Sharma
(Managing Since 03-Oct-25)

ASSISTANT FUND MANAGER
Aditya Bagul (Managing Since 03-Oct-23)

EXPENSE RATIO**
Direct - 0.59
Regular - 1.64

EXIT LOAD

1) Redemption/Switch-out/SWP/STP on or before 30 days from the date of allotment: 0.50%.

2) After 30 days from the date of allotment: NIL. (w.e.f 19th August, 2025)

MINIMUM INVESTMENT
Rs. 5,000/- and in multiples of Re. 1/- thereafter.

**Note: The rates specified are actual month end expenses charged as on September 30, 2026. The above ratio includes the Service tax on Investment Management Fees. The above ratio excludes, borrowing cost, wherever applicable.
W.e.f. 28th January'2021, Tata Multi Cap Fund was converted to Tata Flexi Cap Fund

Watch the video guide

FUND OVERVIEW

The fund aims for capital appreciation by investing in stocks across market caps. The fund focuses on Companies that have high growth, sustainable business models (businesses that have long shelf life and relevance), low debt and market leadership. The primary reason a company becomes part of the portfolio is its "potential" rather than its market cap or size. "Potential" is the driving mantra of this go anywhere Fund.

WHY TATA FLEXI CAP FUND?

Actively managed Diversified Equity Fund

- Closely monitors macro-economic environment and other major industry drivers.
- Active allocations across different sectors and market cap segment.

Ideal for Investors looking for Diversified Portfolio

- Places high importance on fundamental strengths of the business and company.
- Portfolio of well Researched companies.
- Aim to be present in the right side of the market.

Diligent Risk Management

- Diversification across stocks/sectors.
- Liquidity of stocks play an important role in risk management.
- Regular monitoring of Exposure limits.

HIGHLIGHTS

01 GO-ANYWHERE
On the lookout for sustainable business models and market leaders across market caps

02 POTENTIAL
The primary driving criteria for stock selection is sector, segment or company potential

03 COMPANIES
High growth, sustainable business model and low debt

04 CONVICTION BETS
Significant overweight positions in stocks with high potential

MARKET CAPITALISATION TREND

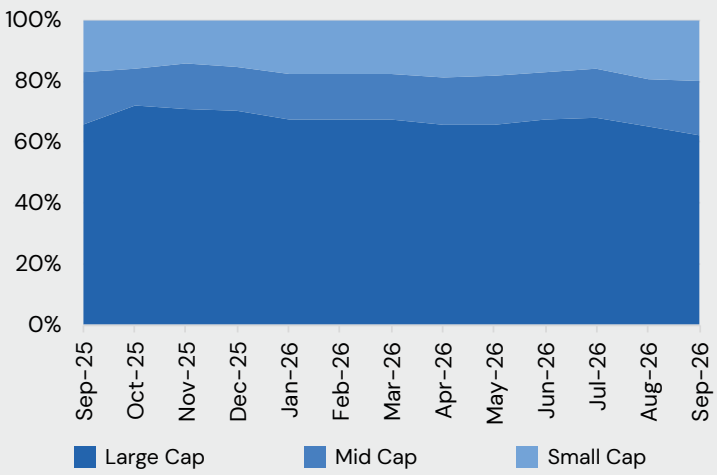

KEY MEASURES^

KEY MEASURES#	FUND	BENCHMARK
Standard Deviation	13.96	13.73
Sharpe Ratio	0.20	0.35
Portfolio Beta	0.74	NA
R Squared	0.56	NA
Treynor	0.33	NA
Jenson	-0.05	NA

^Risk-free rate based on the FBIL Overnight MIBOR rate of 5.28% as on Sep 30, 2026.
#For the period of 3 years.

TOP 10 HOLDINGS

Issuer Name	% to NAV
HDFC Bank Ltd.	6.28
ICICI Bank Ltd.	6.13
Reliance Industries Ltd.	4.23
Axis Bank Ltd.	3.87
Bharti Airtel Ltd.	3.79
Larsen & Toubro Ltd.	2.62
NTPC Ltd.	2.46
Maruti Suzuki India Ltd.	2.28
Sbi Life Insurance Company Ltd.	2.04
Kotak Mahindra Bank	1.83
Total	**35.53**

TOP 5 SECTORS

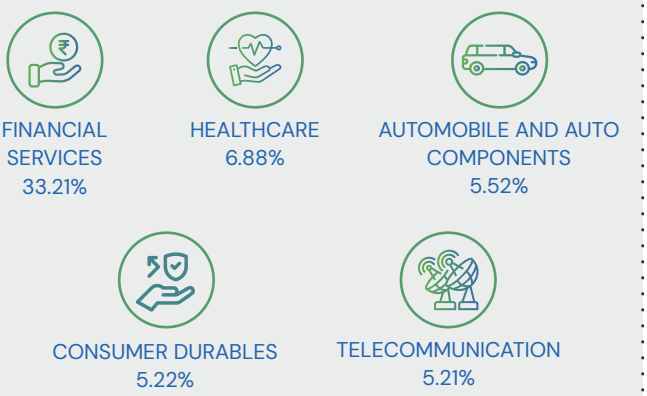

Product Label	Tata Flexi cap Fund	Nifty 500 TRI
This product is suitable for investors who are seeking*: • Capital Appreciation over long term. • Investment in a diversified portfolio consisting of equity and equity related instruments across market capitalization. ***Investors should consult their financial advisors if in doubt about whether the product is suitable for them.**	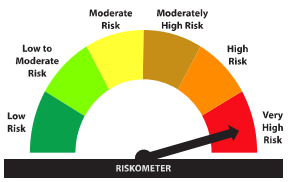 *The risk of the scheme is Very High*	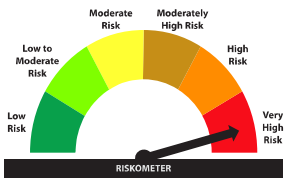 *The risk of the benchmark is Very High*

It may be noted that risk-o-meter specified above is based on internal assessment. The same shall be updated as per provision no. 6.16.1.j of SEBI Master Circular on Mutual Fund dated 20.03.2026, on Product labelling in mutual fund schemes on ongoing basis.

DISCLAIMERS AND OTHER STATUTORY DISCLOSURES
Market capitalization as per SEBI circular: A) Large Cap: 1st-100th company in terms of full market capitalization. B) Mid Cap: 101st-250th company in terms of full market capitalization. C) Small Cap: 251st company onwards in terms of full market capitalization.
For detailed month end portfolio and scheme performance in SEBI prescribed format, please visit: www.tatamutualfund.com

Mutual Fund Investments are subject to market risks, read all Scheme related documents carefully.