ARE TAXES BURNING A HOLE IN YOUR SALARY?

Say #NoToKatauti



ELSS – TAX SAVER FUND

(An open ended scheme with attributes in accordance with Equity Linked Saving Scheme, 2005 notified by Ministry of Finance.)

Registered Name: Tata Mutual Fund
Registration No. MF/023/95/9

As on 30th September 2026

DATE OF ALLOTMENT
March 31, 1996

BENCHMARK
Nifty 500 TRI

FUND SIZE
Rs. 4426.54 Crores

MONTHLY AVERAGE AUM
Rs. 4615.54 Crores

FUND MANAGER
Sailesh Jain (Managing Since 16-Dec-21)

EXPENSE RATIO**
Direct - 0.68
Regular - 1.61

ENTRY LOAD
NA

EXIT LOAD
Nil (Compulsory lock-in period for 3 years)

MINIMUM INVESTMENT
Rs. 500/- and in multiples of Rs. 500/- thereafter.

**Note: The rates specified are actual month end expenses charged as on September 30, 2026. The above ratio includes the Service tax on Investment Management Fees. The above ratio excludes, borrowing cost, wherever applicable.

FUND OVERVIEW

The Tata ELSS – Tax Saver Fund is an open-ended equity linked tax saving scheme (ELSS) with a compulsory lock-in period of three years. It has the advantage of Tax Benefit under Section 80C of the Income Tax Act along with an opportunity to catch the long-term upside potential of the Indian equity market.

The portfolio strategy focuses on well managed, high quality companies with above average growth prospects that can be purchased at a reasonable price. Typically these companies will be highly competitive, with a large and growing market share.

WHY TATA ELSS – TAX SAVER FUND

The 3 years lock-in period allows the Fund Manager to take long term call on stocks not withstanding short term volatility in the market for exploiting true wealth creation potential of stocks.

Blend of both 'value' and 'growth' style of investing in one portfolio across market capitalization segments.

Focus on well managed, good quality, fundamentally strong companies with above average growth prospects.

PORTFOLIO CONSTRUCTION

Compounders

Businesses that have a long runway for growth and have some sort of market leadership in their product category (in terms of volumes, revenues, costs/profits per unit or in terms of Return on Capital. etc. These companies are also likely to show consistency in generating profits and have a capable management team and prudent capital allocation policies.Re-Rating Opportunities

Re-Rating Opportunities

These are businesses that are currently underestimated by the market for various reasons. They could be cyclical businesses which the markets believe are in a downcycle, while there are indications of a recovery. They could be companies undergoing a transformation within the business due to a change in management or policy. Investment opportunities could also arise due to a change at the industry level due to consolidation or a change in the demand and supply dynamics. There is the potential for the market to re-rate the valuations of the companies and correct its underestimation.

HIGHLIGHTS

01 **GO ANYWHERE**
A Diversified portfolio that shifts across market caps

02 **BOTTOM UP**
Business fundamentals and valuations to be primary driver of stock selection

03 **LOW CHURN**
Low churn portfolio, focusing on compounding effect

04 **BENEFIT**
Long term capital appreciation and the benefit of tax saving

MARKET CAPITALISATION TREND

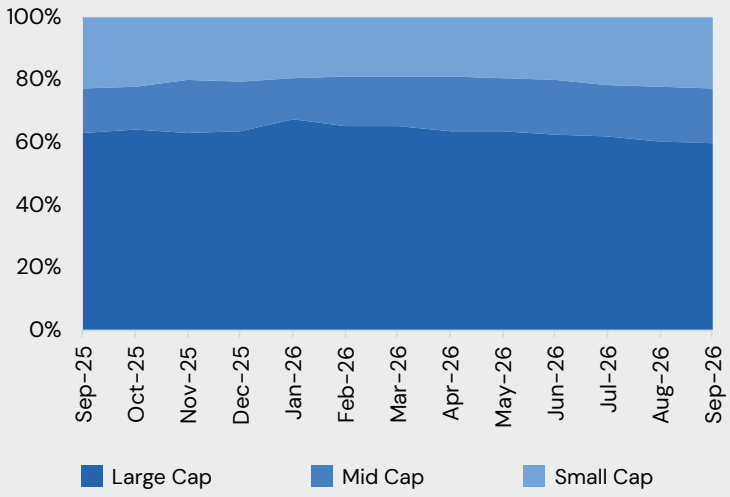

KEY MEASURES^

KEY MEASURES#	FUND	BENCHMARK
Standard Deviation	18.48	13.73
Sharpe Ratio	0.18	0.35
Portfolio Beta	0.93	NA
R Squared	0.51	NA
Treynor	0.30	NA
Jenson	-0.10	NA

^Risk-free rate based on the FBIL Overnight MIBOR rate of 5.28% as on Sep 30, 2026.
#For the period of 3 years.

TOP 10 HOLDINGS

Issuer Name	% to NAV
Bharti Airtel Ltd.	5.66
HDFC Bank Ltd.	5.14
ICICI Bank Ltd.	4.89
State Bank Of India	4.42
Reliance Industries Ltd.	3.62
Samvardhana Motherson International Ltd.	3.32
Larsen & Toubro Ltd.	2.99
Pricol Ltd.	2.84
Motilal Oswal Financial Serv. Ltd.	2.76
NTPC Ltd.	2.52
Total	**38.16**

TOP 5 SECTORS

FINANCIAL SERVICES 34.96%

CAPITAL GOODS 11.09%

AUTOMOBILE AND AUTO COMPONENTS 8.84%

HEALTHCARE 6.87%

TELECOMMUNICATION 5.66%

Product Label	Tata ELSS – Tax Saver Fund	Nifty 500 TRI
This product is suitable for investors who are seeking*: • Long Term Capital Appreciation. • An equity linked savings scheme (ELSS) Investing predominantly in Equity & Equity related instruments. ***Investors should consult their financial advisors if in doubt about whether the product is suitable for them.**	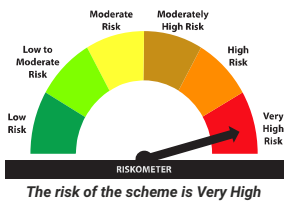 *The risk of the scheme is Very High*	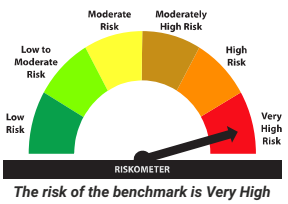 *The risk of the benchmark is Very High*

It may be noted that risk-o-meter specified above is based on internal assessment. The same shall be updated as per provision no. 6.16.1.j of SEBI Master Circular on Mutual Fund dated 20.03.2026, on Product labelling in mutual fund schemes on ongoing basis.

DISCLAIMERS AND OTHER STATUTORY DISCLOSURES
Market capitalization as per SEBI circular: A) Large Cap: 1st-100th company in terms of full market capitalization. B) Mid Cap: 101st-250th company in terms of full market capitalization. C) Small Cap: 251st company onwards in terms of full market capitalization.
For detailed month end portfolio and scheme performance in SEBI prescribed format, please visit: www.tatamutualfund.com

Mutual Fund Investments are subject to market risks, read all Scheme related documents carefully.