

TATA
DIGITAL INDIA FUND
(An open-ended equity scheme investing in Information Technology Sector)

Registered Name: Tata Mutual Fund
Registration No. MF/023/95/9

TATA mutual fund

Participate in the Digital Transformation of India

As on 30th September 2026

DATE OF ALLOTMENT
December 28, 2015

BENCHMARK
Nifty IT TRI

FUND SIZE
Rs. 9276.28 Crores

MONTHLY AVERAGE AUM
Rs. 9824.64 Crores

FUND MANAGER
Meeta Shetty
(Managing Since 09-Mar-21)
Hasmukh Vishariya
(Managing Since 01-Mar-25)

EXPENSE RATIO**
Direct - 0.50
Regular - 1.50

EXIT LOAD
0.25% of NAV if redeemed/switched out before 30 days from the date of allotment.

MINIMUM INVESTMENT
Rs. 5,000/- and in multiples of Re. 1/- thereafter.

**Note: The rates specified are actual month end expenses charged as on September 30, 2026. The above ratio includes the Service tax on Investment Management Fees. The above ratio excludes, borrowing cost, wherever applicable.

FUND OVERVIEW

The fund participates in potential Capital appreciation opportunities in information technology sector benefiting from Indian economic growth. Potential Indian economic growth with favorable demographic divide and support from government to digitize India may provide bright opportunities in digital sector. The fund focuses on fundamentally strong companies from Information Technology Sector.

PORTFOLIO CONSTRUCTION

GARP
The fund endeavours to invest according to Growth at Reasonable Price.

LOOKING FOR STRUCTURAL STORIES
The fund looks to invest in companies with strong balance sheets and the ability to invest in emerging technologies and long- term potential for growth.

PORTFOLIO SIZE
The fund generally holds a portfolio of 10-15 stocks, with significant allocations to top 5 stocks.

MARKET CAP ALLOCATIONS
The fund is generally dominated by large caps, with significant allocations to mid and smallcaps.

Mutual Fund Investments are subject to market risks, read all Scheme related documents carefully.

SUB - SECTORS WITHIN THE IT SECTOR

IT SERVICES

- Some of the largest listed companies in india belong to this sector. Indian IT services providers have been increasing their market shares at the expense of global peers.
- IT spending increases in automation and collaboration tools will benefit this sector particularly.

E-R&D

- A large proportion of work in IT related research and design is still done in - house for large companies.
- However, there is large scope for the outsourcing of these services to companies with specialized departments in this field.

BPO

- BPOs have seen growth slowing down due to a shift from offsite to onsite BPO operations and increased automation. However, there is still growth potential in Value-added BPO services.

MARKET CAPITALISATION TREND

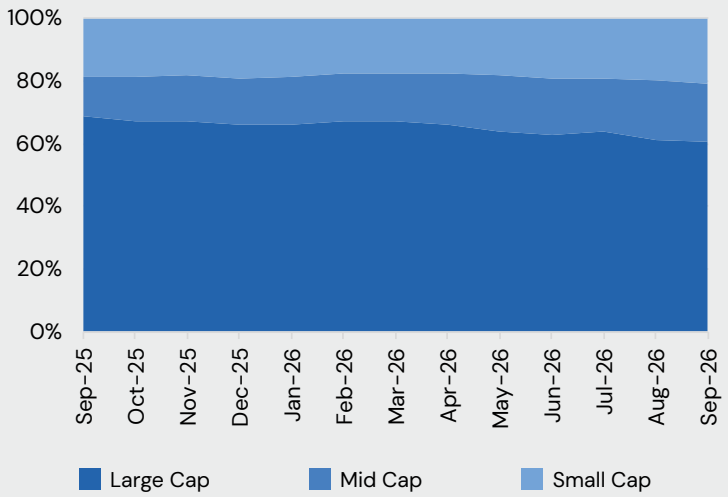

KEY MEASURES^

KEY MEASURES#	FUND	BENCHMARK
Standard Deviation	21.74	26.15
Sharpe Ratio	-0.04	-0.17
Portfolio Beta	0.77	NA
R Squared	0.90	NA
Treynor	-0.08	NA
Jenson	0.21	NA

^Risk-free rate based on the FBIL Overnight MIBOR rate of 5.28% as on Sep 30, 2026.
#For the period of 3 years.

TOP 10 HOLDINGS

Issuer Name	% to NAV
Infosys Ltd.	16.30
Tata Consultancy Services Ltd.	9.75
Tech Mahindra Ltd.	8.32
Eternal Ltd.	7.62
Bharti Airtel Ltd.	5.06
Persistent Systems Ltd.	3.89
HCL Technologies Ltd.	3.56
Pb Fintech Ltd.	2.68
Firstsource Solutions Ltd.	2.08
Cyient Ltd.	1.96
Total	**61.22**

TOP 5 SECTORS

- INFORMATION TECHNOLOGY 58.50%
- CONSUMER SERVICES 14.01%
- TELECOMMUNICATION 5.96%
- FINANCIAL SERVICES 5.39%
- SERVICES 4.19%

Product Label	Tata Digital India Fund	Nifty IT TRI
This product is suitable for investors who are seeking*: • Long Term Capital Appreciation. • Investment in equity/equity related instruments of the companies in Information Technology Sector. ***Investors should consult their financial advisors if in doubt about whether the product is suitable for them.**	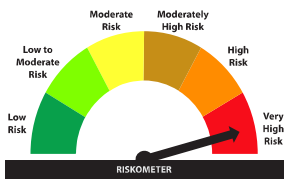*The risk of the scheme is Very High*	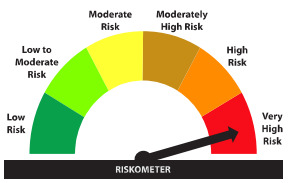*The risk of the benchmark is Very High*

It may be noted that risk-o-meter specified above is based on internal assessment. The same shall be updated as per provision no. 6.16.1.j of SEBI Master Circular on Mutual Fund dated 20.03.2026, on Product labelling in mutual fund schemes on ongoing basis.

DISCLAIMERS AND OTHER STATUTORY DISCLOSURES
Market capitalization as per SEBI circular: A) Large Cap: 1st-100th company in terms of full market capitalization. B) Mid Cap: 101st-250th company in terms of full market capitalization. C) Small Cap: 251st company onwards in terms of full market capitalization.
For detailed month end portfolio and scheme performance in SEBI prescribed format, please visit: www.tatamutualfund.com

Mutual Fund Investments are subject to market risks, read all Scheme related documents carefully.