

TATA mutual fund

TATA ARBITRAGE FUND

(An open ended scheme investing in arbitrage opportunities)

Registered Name: Tata Mutual Fund
Registration No. MF/023/95/9

As on 30th September 2026

DATE OF ALLOTMENT
December 18, 2018

BENCHMARK
Nifty 50 Arbitrage Index

FUND SIZE
Rs. 24539.33 Crores

MONTHLY AVERAGE AUM
Rs. 24804.26 Crores

FUND MANAGER
Sailesh Jain
(Managing Since 10-Dec-18)

EXPENSE RATIO**
Direct - 0.26
Regular - 0.91

EXIT LOAD

0.25 % of the applicable NAV, if redeemed/switched out/withdrawn on or before expiry of 15 Days from the date of allotment.

MINIMUM INVESTMENT
Rs. 5,000/- and in multiples of Re. 1/- thereafter.

KEY MEASURES^

KEY MEASURES#	FUND	BENCHMARK
Standard Deviation	0.50	1.07
Sharpe Ratio	2.35	1.79
Portfolio Beta	0.20	NA
R Squared	0.20	NA
Treynor	0.51	NA
Jenson	0.07	NA

Annualized Portfolio YTM*	6.88%
Modified Duration	0.38 Years
Macaulay Duration	0.37 Years
Residual Maturity	0.38 Years

^Risk-free rate based on the FBIL Overnight MIBOR rate of 5.28% as on Sept 30, 2026. "For the period of 3 years.

* In case of semi-annual YTM, it will be annualized. Current YTM is not an indicative for future YTM. It is subject to change on daily basis depending on market conditions.
**Note: The rates specified are actual month end expenses charged as on September 30, 2026. The above ratio includes the Service tax on Investment Management Fees. The above ratio excludes, borrowing cost, wherever applicable.

FUND OVERVIEW

Arbitrage is the simultaneous buying and selling of securities, currency, or commodities in different markets or in derivative forms to take advantage of differing prices for the same asset. The arbitrage activity is a risk-free strategy and makes sense when it yields better returns as compared to other similar risk-free instruments (post tax).

The scheme invests primarily in arbitrage opportunities between spot and futures prices of exchange traded equities and the arbitrage opportunities available within the derivative segment.

WHY TATA ARBITRAGE FUND?

The fund aims for stable income and provides benefit of equity taxation

Low risk strategy; insulates investors from Equity Market Risk

Designed to capture the "INTEREST" element in the Equity Markets

Ideal investment option for short-medium term investors

FUND HIGHLIGHTS

01 VOLATILITY
Market volatility ensures easy entry & exits

02 CORPORATE ACTIONS
Understanding corporate actions is critical for the fund

03 ROLL SPREADS
An intensely bullish market ensures higher cost of carry

04 MARKET CAP ALLOCATION
Deftly shifting between market caps to take advantage of volatility within a segment

ASSET ALLOCATION TREND

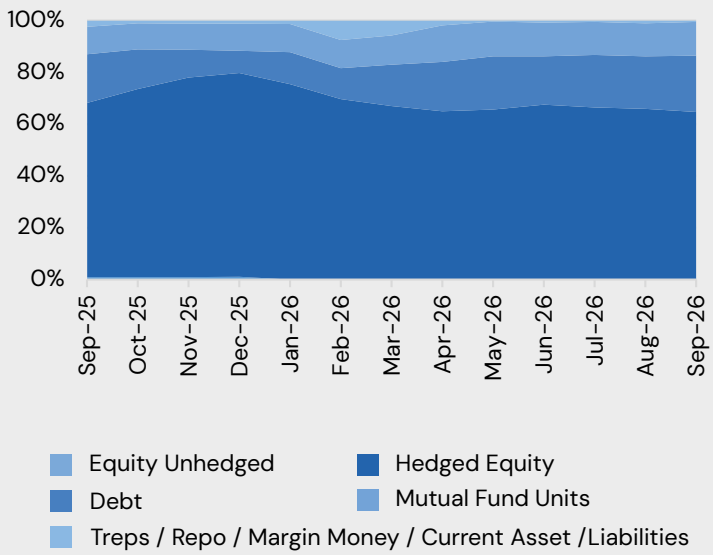

ASSET ALLOCATION

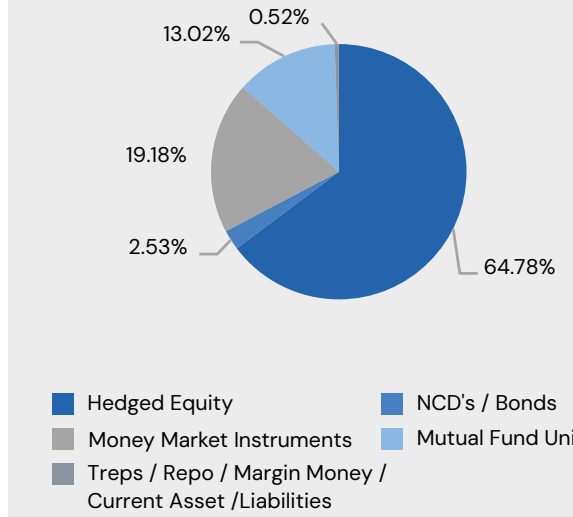

TOP 10 CASH EQUITY HOLDINGS

Issuer Name	% to NAV
HDFC Bank Ltd.	7.89
ICICI Bank Ltd.	4.34
Reliance Industries Ltd.	4.28
Axis Bank Ltd.	2.36
Vodafone Idea Ltd.	1.50
Steel Authority Of India Ltd.	1.31
Bharti Airtel Ltd.	1.27
State Bank Of India	1.21
Indus Towers Ltd.	1.21
Jio Financial Services Ltd	1.20
Total	**26.57**

TOP 5 SECTORS

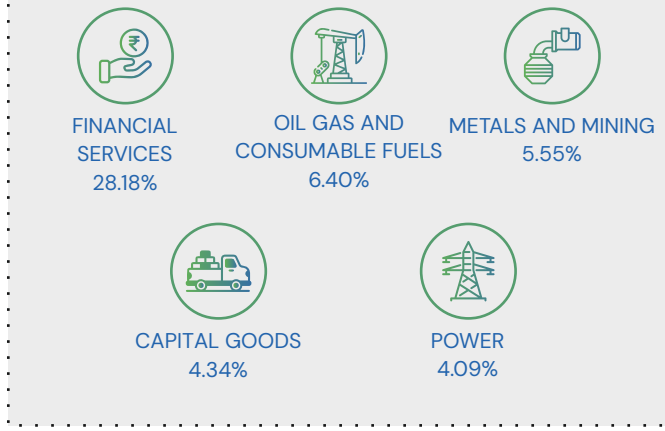

Product Label	Tata Arbitrage Fund	Nifty 50 Arbitrage Index
This product is suitable for investors who are seeking*: • Income over a short term investment horizon. • Investments predominantly in arbitrage opportunities in the cash and derivative segments of the equity markets and by investing the balance in debt and money market instruments. ***Investors should consult their financial advisors if in doubt about whether the product is suitable for them.**	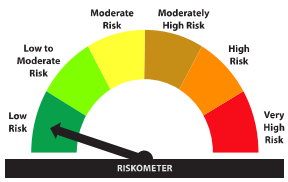 *The risk of the scheme is Low*	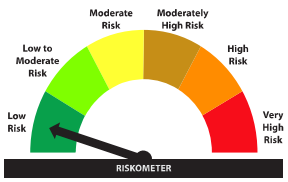 *The risk of the benchmark is Low*

It may be noted that risk-o-meter specified above is based on internal assessment. The same shall be updated as per provision no. 6.16.1.j of SEBI Master Circular on Mutual Fund dated 20.03.2026, on Product labelling in mutual fund schemes on ongoing basis.

DISCLAIMERS AND OTHER STATUTORY DISCLOSURES
For detailed month end portfolio and scheme performance in SEBI prescribed format, please visit: www.tatamutualfund.com

Mutual Fund Investments are subject to market risks, read all Scheme related documents carefully.