



**THE MARKET
MIGHT BE
TOPSY-TURVY.
YOUR PORTFOLIO
NEED NOT BE.**

As on 31st July 2019

DATE OF ALLOTMENT

January 28, 2019

BENCHMARK

CRISIL Hybrid 35-65 - Aggressive Index

FUND SIZE: Rs. 941.43 (Rs. in Cr.)

MONTHLY AVERAGE AUM: Rs. 914.9 (Rs. in Cr.)

EXIT LOAD: 1) Redemption/Switch-out/SWP/STP on or before expiry of 365 days from the date of allotment: If the withdrawal amount or switched out amount is not more than 12% of the original cost of investment - NIL. 2) Redemption/Switch-out/SWP/STP on or before expiry of 365 days from the date of allotment: If the withdrawal amount or switched out amount is more than 12% of the original cost of investment - 1%. 3) Redemption / Switch-out/SWP/STP after expiry of 365 days from the date of allotment - NIL. (w.e.f. 03 June, 2019)

EXPENSE RATIO

Direct 0.84
Regular 2.33

VOLATILITY MEASURES

Std. Dev (Annualised) 6.30
Sharpe Ratio -0.02
Portfolio Beta 0.94

Minimum Investment

Rs. 5,000/- and in multiples of Re. 1/- thereafter

WHY TATA BALANCED ADVANTAGE FUND?

- **Actively managed Equity Allocation:** Closely monitors the market behavior and shifts the allocation between Equity and Debt. Active allocation to equity & equity related instruments, Minimum 65%-100% including hedged equity/arbitrage and debt allocation between 0%-35%.
- **Ideal for investors seeking a valuation- aware equity oriented scheme:** Investments in a mix of equity, hedged equity/arbitrage and debt portfolios. The scheme will endeavor to capture market trends and manage judicious mix of debt & equity, making sure the fund always has equity taxation benefit.
- **Diligent Risk Management:**
 - Diversification across stocks/sectors.
 - Liquidity of stocks/ fixed income instruments play an important role in risk management.
 - Regular monitoring of exposure limits

TOP 10 EQUITY HOLDINGS

Issuer Name	% to NAV
HDFC Bank Ltd.	2.54
ICICI Bank Ltd.	2.21
Infosys Ltd.	2.02
Housing Development Finance Corporation Ltd.	1.98
Reliance Industries Ltd.	1.72
Larsen & Toubro Ltd.	1.69
ITC Ltd.	1.53
State Bank Of India	1.38
NTPC Ltd.	1.34
Axis Bank Ltd.	1.28

SECTOR ALLOCATION



22.35%
Finance Services



11.15%
IT



7.48%
Consumer Goods



7.20%
Energy



4.84%
Automobile



3.65%
Construction



1.97%
Pharmaceuticals



1.26%
Services

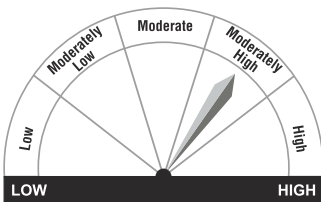


1.26%
Industrial Manufacturing



1.21%
Telecom

Risk-O-Meter



Investors understand that their principal will be at Moderately High risk

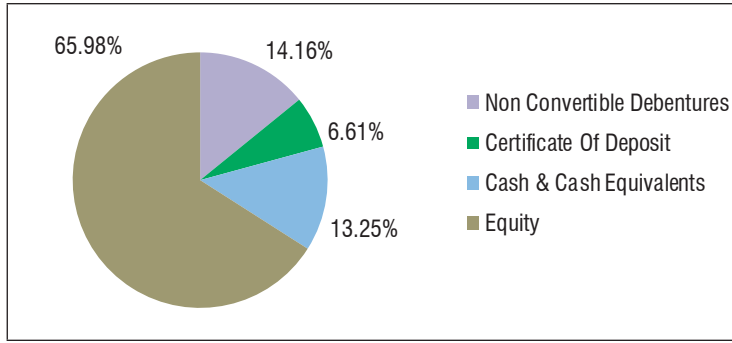
This product is suitable for investors who are seeking*:

- Capital Appreciation along with generation of income over medium to long term period.
- Predominant investment in equity and equity related instruments as well as in debt and money market instruments.

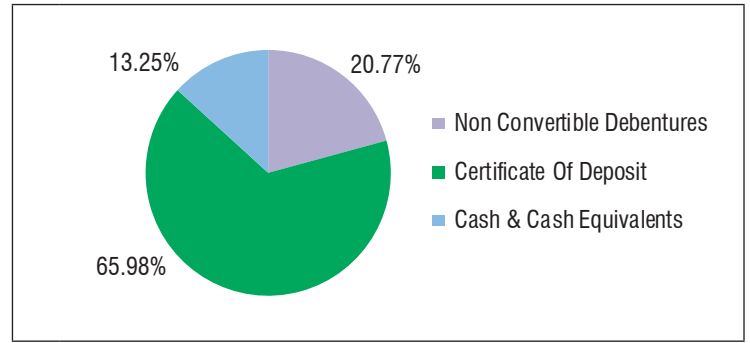
*Investors should consult their financial advisors if in doubt about whether the product is suitable for them.

Mutual Fund Investments are subject to market risks, read all Scheme related documents carefully.

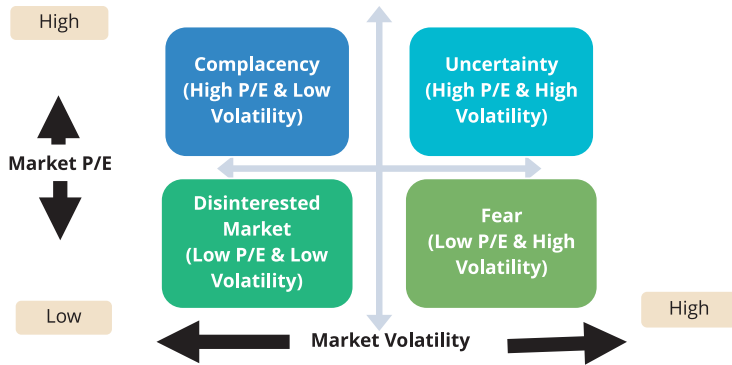
PORTFOLIO COMPOSITION




RATING PROFILE



THE MARKET PSYCHOLOGY MATRIX



PORTFOLIO COMPOSITION



FUND MANAGERS



Rahul Singh (Chief Investment Officer (CIO) – Equities)
Managing Since 9th January 2019 and overall experience of 23 years



Sonam Udasi (Fund Manager)
Managing Since 9th January 2019 and overall experience of 21 years, (will primarily manage the unhedged equity portfolio of the scheme)



Sailesh Jain (Fund Manager)
Managing Since 9th January 2019 and overall experience of 15 years, (will manage the hedged /derivative exposure of the scheme)



Akhil Mittal (Senior Fund Manager)
Managing Since 9th January 2019 and overall experience of 17 years, (will manage the fixed income portfolio of the scheme)

DISCLAIMERS AND OTHER STATUTORY DISCLOSURES

Market capitalization as per SEBI circular: A) Large Cap: 1st-100th company in terms of full market capitalization. B) Mid Cap: 101st-250th company in terms of full market capitalization. C) Small Cap: 251st company onwards in terms of full market capitalization.

For detailed month end portfolio and scheme performance in SEBI prescribed format, please visit: www.tatamutualfund.com

Distributed by: