

# TATA

## MULTI ASSET OPPORTUNITIES FUND

(An open-ended scheme investing in equity, debt & exchange traded commodity derivatives)

**TATA**  
**MUTUAL FUND**

### Never Miss One



As on 30th April 2023

#### DATE OF ALLOTMENT

March 04, 2020

#### BENCHMARK

65% S&P BSE 200 + 15% CRISIL Short Term Bond Index + 20% iComdex Composite Index

#### FUND SIZE

Rs. 1551.42 Crores

#### MONTHLY AVERAGE AUM

Rs. 1524.51 Crores

#### FUND MANAGER

Rahul Singh, Sailesh Jain, Murthy Nagarajan & Aurobinda Prasad Gayan (Managing Since 12-Mar-20)

#### EXPENSE RATIO\*\*

Direct - 0.38

Regular - 2.05

#### EXIT LOAD

1) Exit Load is Nil, if the withdrawal amount or switched out amount is not more than 12% of the original cost of investment on or before expiry of 365 days from the date of allotment. 2) Exit load is 1% of the applicable NAV if the withdrawal amount or switched out amount is more than 12% of the original cost of investment on or before expiry of 365 days from the date of allotment. 3) No Exit load will be charged for redemption or switch out after expiry of 365 days from the date of allotment

#### MINIMUM INVESTMENT

Rs. 5,000/- and in multiples of Re. 1/- thereafter.

Annualized Portfolio YTM*	6.88%
Modified Duration	0.64 Years
Macaulay Duration	0.67 Years
Residual Maturity	0.72 Years

\* In case of semi-annual YTM, it will be annualized. Current YTM is not an indicative for future YTM. It is subject to change on daily basis depending on market conditions.

\*\*Note: The rates specified are actual month end expenses charged as on April 30, 2023. The above ratio includes the Service tax on Investment Management Fees. The above ratio excludes, borrowing cost, wherever applicable.

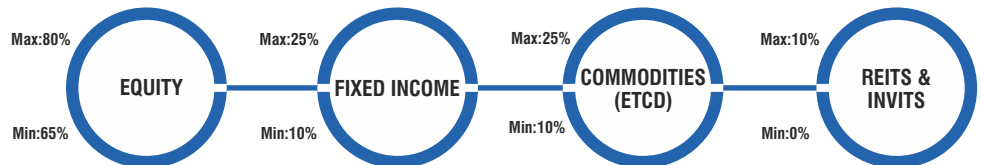


### FUND OVERVIEW

Tata Multi Asset Opportunities Fund is an open-ended multi-asset allocation fund having multi-strategies, investing in equity, debt, exchange-traded commodity derivatives and Reits & Invits. The fund seeks to generate long term capital appreciation. The Equity portfolio aims to create long term capital appreciation and Fixed Income portfolio is ideal for generation of regular income. The commodity portfolio (Exchange Traded commodity derivative portfolio or ETCD) seeks to generate returns through arbitrage and directional strategies in derivatives.



### TATA MULTI ASSET OPPORTUNITIES FUND



### BENEFITS OF COMMODITY INVESTING

#### BETTER RISK ADJUSTED RETURNS

High volatility in commodity prices provides opportunity to make higher than normal returns.

#### DIVERSIFICATION

Factors affecting Equity or Debt returns do not affect commodity returns in a similar manner.

#### INFLATION PROTECTION

Commodities help hedge against inflation.

#### COMMODITY ARBITRAGE

Potential for higher returns through commodity arbitrage.

#### LIQUIDITY OF COMMODITY DERIVATIVES

Easy to buy and sell commodity derivatives.

#### LOWER MARGIN

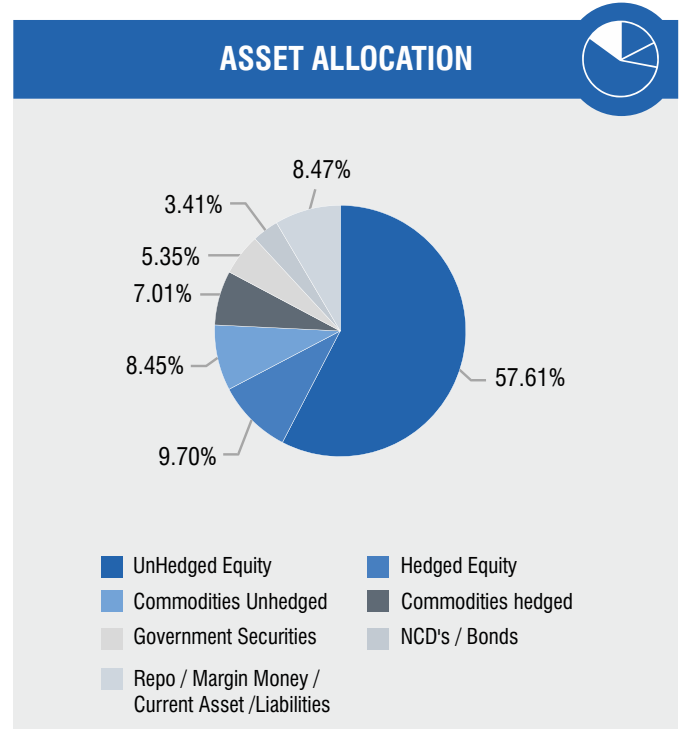
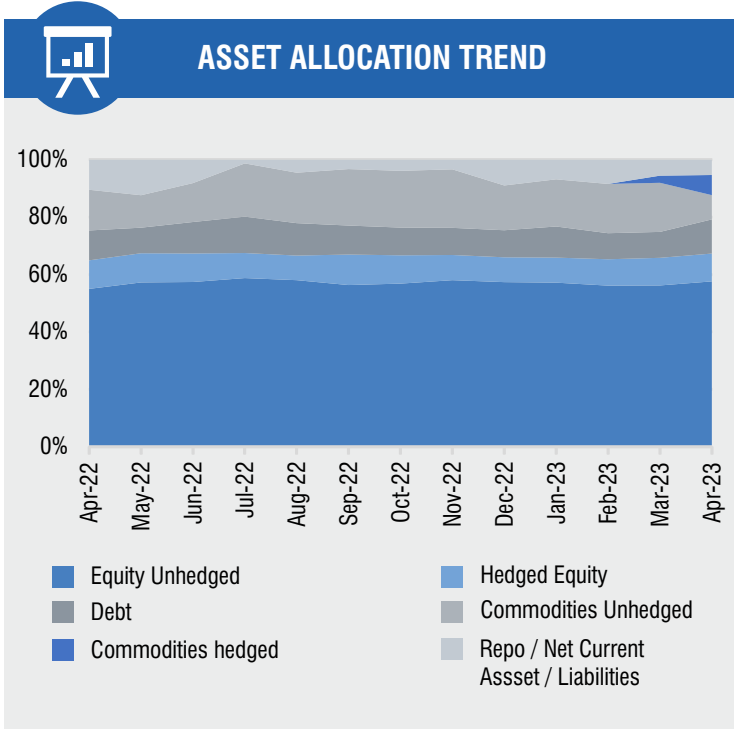
Margin for commodity derivatives is much lower than that for other asset classes.



# RISK AND RISK MITIGATION MEASURES FOR COMMODITY DERIVATIVES (ETCD)

ETCD Strategies	Risk	Mitigation
Commodity Arbitrage	Damage Risk: Risk of deterioration/damage of physical commodity	Exchange ensures quality of the commodity Fully insured from theft, fire, terrorist activities, natural calamities etc. diversification across commodities
	Fraud Risk: Risk of Undelivered due to fraud	Physical stocks monitored by the exchange regularly Fidelity coverage of the underlying
Directional Commodity	Market Directional Risk: Movement of underlying commodity	Exchange ensures quality of the commodity Fully insured from theft, fire, terrorist activities, natural calamities etc. diversification across commodities
	Intraday volatility: Risk of opening at gap up/down	Extreme volatility closely monitored at exchange level as well as at scheme level.

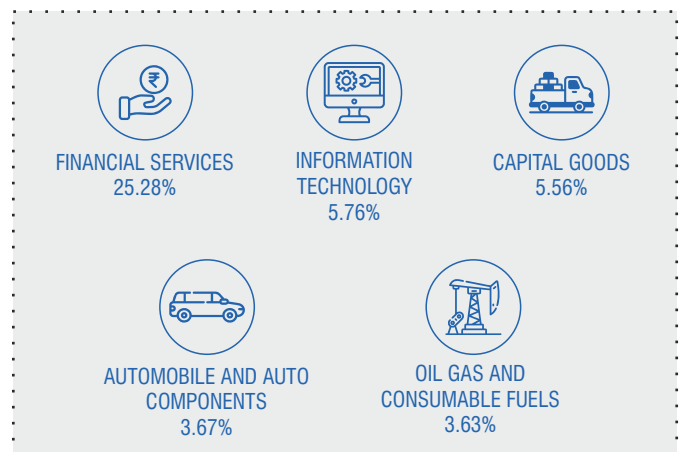
Investments in commodity has some inherent risks different from other asset classes, which cannot be mitigated fully. SEBI has allowed participation in ETCDs in commodities which likely to have enough liquidity in the market. Commodity investments are generally done using Derivative instruments which are leveraged instruments and can provide disproportionate gains as well as disproportionate losses to the investor.



## TOP 10 CASH EQUITY HOLDINGS

Issuer Name	% to NAV
HDFC Bank Ltd.	5.65
ICICI Bank Ltd.	5.06
HDFC Ltd.	4.05
Reliance Industries Ltd.	3.63
State Bank Of India	3.01
Larsen & Toubro Ltd.	3.00
Bharti Airtel Ltd.	2.74
Tata Consultancy Services Ltd.	2.36
Infosys Ltd.	1.96
Bank Of Baroda	1.71
<b>Total</b>	<b>33.17</b>

## TOP 5 SECTORS



Product Label	Tata Multi Asset Opportunities Fund	65% S&P BSE 200 + 15% CRISIL Short Term Bond Index + 20% iComdex Composite Index
<p><b>This product is suitable for investors who are seeking*:</b></p> <ul style="list-style-type: none"> <li>Long Term Capital Appreciation.</li> <li>Investment in equity &amp; equity related instruments, debt instruments, exchange traded commodity derivatives and other instruments.</li> </ul> <p><b>*Investors should consult their financial advisors if in doubt about whether the product is suitable for them.</b></p>	<p><b>RISK - O - METER</b></p> <p>Investors understand that their principal will be at Very High Risk</p>	<p><b>RISK - O - METER</b></p>

It may be noted that risk-o-meter specified above is based on the scheme characteristics. The same shall be updated in accordance with provisions of SEBI circular dated October 5, 2020 on Product labelling in mutual fund schemes on ongoing basis.

### DISCLAIMERS AND OTHER STATUTORY DISCLOSURES

For detailed month end portfolio and scheme performance in SEBI prescribed format, please visit: [www.tatamutualfund.com](http://www.tatamutualfund.com)

Mutual Fund Investments are subject to market risks, read all Scheme related documents carefully.