

TATA

LARGE CAP FUND

(An open-ended equity scheme predominantly investing in large cap stocks)

TATA
MUTUAL
FUND



Get the advantage of blue chips

As on 30th April 2023

DATE OF ALLOTMENT

May 07, 1998

BENCHMARK

Nifty 100 TRI

FUND SIZE

Rs. 1443.30 Crores

MONTHLY AVERAGE AUM

Rs. 1413.87 Crores

FUND MANAGER

Abhinav Sharma* (Managing Since 05-Apr-23) & Arvindkumar Chetty (Managing Since 1-Dec-22)

EXPENSE RATIO**

Direct - 1.23
Regular - 2.18

EXIT LOAD

1) On or before expiry of 365 days from the date of allotment: If the withdrawal amount or switched out amount is not more than 12% of the original cost of investment: NIL

2) On or before expiry of 365 days from the date of allotment: If the withdrawal amount or switched out amount is more than 12% of the original cost of investment: 1%

3) Redemption after expiry of 365 days from the date of allotment: NIL (w.e.f 5th November, 2018)

MINIMUM INVESTMENT

Rs. 5,000/- and in multiples of Re. 1/- thereafter.

*Amey Sathe (Managing Since 09-Mar-21 & ceased w.e.f 04-Apr-23)

**Note: The rates specified are actual month end expenses charged as on April 30, 2023. The above ratio includes the Service tax on Investment Management Fees. The above ratio excludes, borrowing cost, wherever applicable.



FUND OVERVIEW

Large cap companies have stable earnings expectations and are expected to possess greater capability to handle downturns in the economy. Large cap stocks generally are less volatile and provide stability to the portfolio of investors.

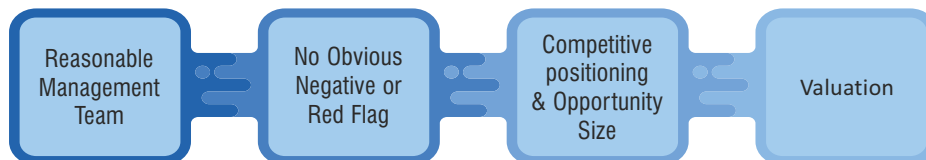
Tata Large Cap Fund is a large cap biased Fund which focuses on investing in fundamentally strong and undervalued large cap companies. The Fund adopts a mix of top down and bottom up approach to stock picking with a bias towards bottom up approach.



APPROACH

- The fund follows an elimination approach keeping in mind benchmark allocation. A company's financial strength, future growth expectation and valuation are key criteria for selection.
- Portfolio focusses on buckets of compounders as well as rerating candidates In large cap space, there is going to be higher proportion of compounders as most of these companies are well discovered in terms of business understanding and valuation.
- The fund is sector agnostic, hence every business is evaluated on the basis of our investing criteria.

4 KEY FILTERS FOR SELECTING INVESTMENT



PORTFOLIO CONSTRUCTION

01

A low churn but diversified portfolio with a focus on bet sizing

02

Ideal portfolio of 40–42 stocks with +/- 5. Portfolio will endeavor to balance diversification along with lower concentration. This should help minimize adverse impact of stock specific problems



HIGHLIGHTS

01

BOTTOM UP

Business fundamentals and valuations to be primary driver of stock selection

03

PORTFOLIO CONSTRUCT

Portfolio is expected to have buckets of compounders as well as rerating candidates.

02

CONCENTRATION

The fund backs conviction stock ideas with heavy allocations to make returns

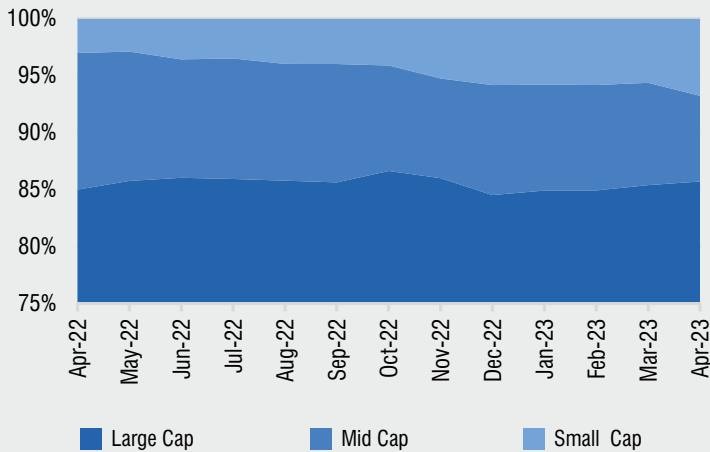
04

NO ACTIVE CASH POSITIONS

No deliberate cash calls in the fund



MARKET CAPITALISATION TREND



KEY MEASURES ^



KEY MEASURES#	FUND	BENCHMARK
Standard Deviation	14.94	15.18
Sharpe Ratio	1.00	0.98
Portfolio Beta	0.93	NA
R Squared	0.95	NA
Treynor	1.34	NA
Jenson	0.09	NA

^ Risk-free rate based on the FBIL Overnight MIBOR rate of 6.9% as on Apr 28, 2023.

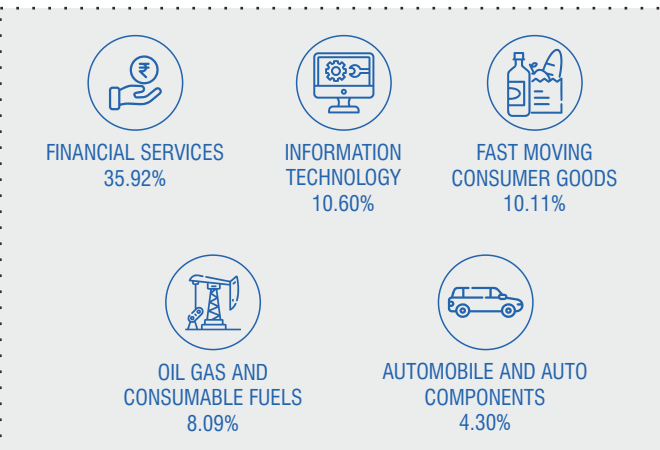
#For the period of 3 years.



TOP 10 HOLDINGS

Issuer Name	% to NAV
HDFC Bank Ltd.	7.68
Reliance Industries Ltd.	7.13
ICICI Bank Ltd.	6.93
HDFC Ltd.	5.19
Infosys Ltd.	4.69
Axis Bank Ltd.	4.08
Larsen & Toubro Ltd.	3.54
State Bank Of India	3.41
Tata Consultancy Services Ltd.	3.39
Hindustan Unilever Ltd.	3.15
Total	49.19

TOP 5 SECTORS



Product Label	Tata Large cap Fund	Nifty 100 TRI
<p>This product is suitable for investors who are seeking*:</p> <ul style="list-style-type: none"> Long Term Capital Appreciation. Investment predominantly in equity & equity related securities of large cap companies. <p>*Investors should consult their financial advisors if in doubt about whether the product is suitable for them.</p>	<p>RISK - O - METER Investors understand that their principal will be at Very High Risk</p>	<p>RISK - O - METER</p>

It may be noted that risk-o-meter specified above is based on the scheme characteristics. The same shall be updated in accordance with provisions of SEBI circular dated October 5, 2020 on Product labelling in mutual fund schemes on ongoing basis.

DISCLAIMERS AND OTHER STATUTORY DISCLOSURES

Market capitalization as per SEBI circular: A) Large Cap: 1st-100th company in terms of full market capitalization. B) Mid Cap: 101st-250th company in terms of full market capitalization. C) Small Cap: 251st company onwards in terms of full market capitalization.

For detailed month end portfolio and scheme performance in SEBI prescribed format, please visit: www.tatamutualfund.com

Mutual Fund Investments are subject to market risks, read all Scheme related documents carefully.