

# ARE TAXES BURNING A HOLE IN YOUR SALARY?

Say #NoToKatauti



As on 30th April 2023

### DATE OF ALLOTMENT

March 31, 1996

### BENCHMARK

Nifty 500 TRI

### FUND SIZE

Rs. 3174.03 Crores

### MONTHLY AVERAGE AUM

Rs. 3121.46 Crores

### FUND MANAGER

Tejas Gutka (Managing Since 09-Mar-21)

### ASSISTANT FUND MANAGER

Sailesh Jain (Managing Since 16-Dec-21 and overall experience of 17 years)

### EXPENSE RATIO\*\*

Direct - 0.76

Regular - 1.89

### ENTRY LOAD

NA

### EXIT LOAD

Nil (Compulsory lock-in period for 3 years)

### MINIMUM INVESTMENT

Rs. 500/- and in multiples of Rs. 500/- thereafter.

\*\*Note: The rates specified are actual month end expenses charged as on April 30, 2023. The above ratio includes the Service tax on Investment Management Fees. The above ratio excludes, borrowing cost, wherever applicable.



## FUND OVERVIEW

The Tata India Tax Savings Fund is an open-ended equity linked tax saving scheme (ELSS) with a compulsory lock-in period of three years. It has the advantage of Tax Benefit under Section 80C of the Income Tax Act along with an opportunity to catch the long-term upside potential of the Indian equity market.

The portfolio strategy focuses on well managed, high quality companies with above average growth prospects that can be purchased at a reasonable price. Typically these companies will be highly competitive, with a large and growing market share.



## WHY TATA INDIA TAX SAVINGS FUND



The 3 years lock-in period allows the Fund Manager to take long term call on stocks not withstanding short term volatility in the market for exploiting true wealth creation potential of stocks.



Blend of both 'value' and 'growth' style of investing in one portfolio across market capitalization segments.



Focus on well managed, good quality, fundamentally strong companies with above average growth prospects.



## PORTFOLIO CONSTRUCTION

### Compounders

Businesses that have a long runway for growth and have some sort of market leadership in their product category (in terms of volumes, revenues, costs/profits per unit or in terms of Return on Capital. etc). These companies are also likely to show consistency in generating profits and have a capable management team and prudent capital allocation policies. Re-Rating Opportunities

### Re-Rating Opportunities

These are businesses that are currently underestimated by the market for various reasons. They could be cyclical businesses which the markets believe are in a downcycle, while there are indications of a recovery. They could be companies undergoing a transformation within the business due to a change in management or policy. Investment opportunities could also arise due to a change at the industry level due to consolidation or a change in the demand and supply dynamics. There is the potential for the market to re-rate the valuations of the companies and correct its underestimation.



## HIGHLIGHTS

01

### GO ANYWHERE

A Diversified portfolio that shifts across market caps

03

### LOW CHURN

Low churn portfolio, focusing on compounding effect

02

### BOTTOM UP

Business fundamentals and valuations to be primary driver of stock selection

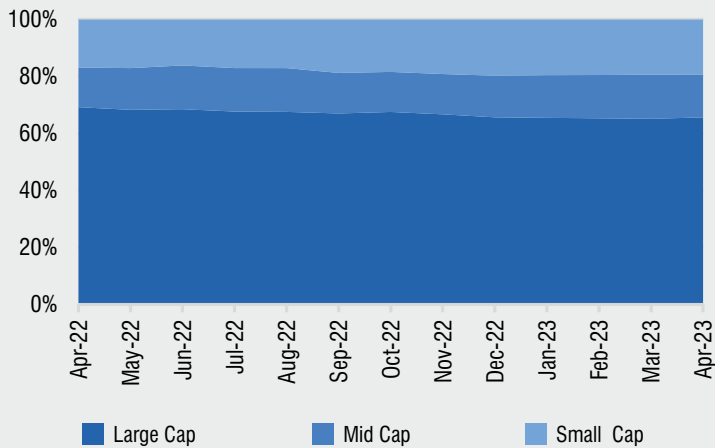
04

### BENEFIT

Long term capital appreciation and the benefit of tax saving



## MARKET CAPITALISATION TREND



## KEY MEASURES ^



KEY MEASURES <sup>#</sup>	FUND	BENCHMARK
Standard Deviation	15.04	15.24
Sharpe Ratio	0.96	1.10
Portfolio Beta	0.93	NA
R Squared	0.95	NA
Treynor	1.30	NA
Jenson	-0.10	NA

^ Risk-free rate based on the FBIL Overnight MIBOR rate of 6.9% as on Apr 28, 2023.

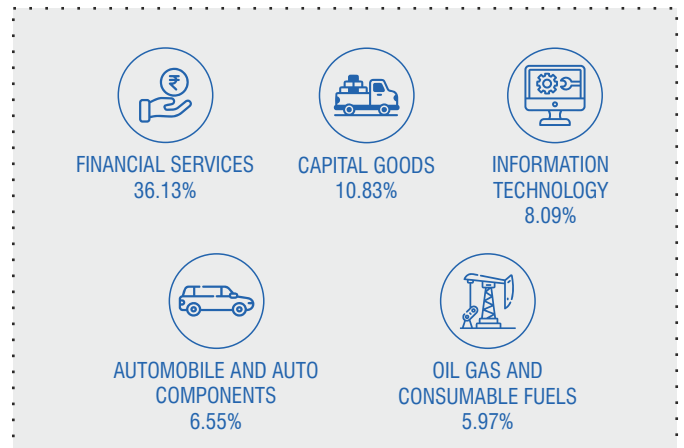
<sup>#</sup>For the period of 3 years.



## TOP 10 HOLDINGS

Issuer Name	% to NAV
HDFC Bank Ltd.	6.94
ICICI Bank Ltd.	6.72
Reliance Industries Ltd.	5.15
HDFC Ltd.	5.03
Infosys Ltd.	4.58
State Bank Of India	4.55
Axis Bank Ltd.	3.97
Bharti Airtel Ltd.	2.99
Larsen & Toubro Ltd.	2.91
Radico Khaitan Ltd.	2.31
<b>Total</b>	<b>45.15</b>

## TOP 5 SECTORS



Product Label

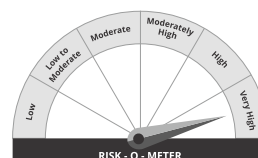
Tata India Tax Savings Fund

Nifty 500 TRI

**This product is suitable for investors who are seeking\*:**

- Long Term Capital Appreciation.
- An equity linked savings scheme (ELSS) Investing predominantly in Equity & Equity related instruments.

**\*Investors should consult their financial advisors if in doubt about whether the product is suitable for them.**



Investors understand that their principal will be at Very High Risk



RISK - O - METER

It may be noted that risk-o-meter specified above is based on the scheme characteristics. The same shall be updated in accordance with provisions of SEBI circular dated October 5, 2020 on Product labelling in mutual fund schemes on ongoing basis.

### DISCLAIMERS AND OTHER STATUTORY DISCLOSURES

Market capitalization as per SEBI circular: A) Large Cap: 1st-100th company in terms of full market capitalization. B) Mid Cap: 101st-250th company in terms of full market capitalization. C) Small Cap: 251st company onwards in terms of full market capitalization.

For detailed month end portfolio and scheme performance in SEBI prescribed format, please visit: [www.tatamutualfund.com](http://www.tatamutualfund.com)

Mutual Fund Investments are subject to market risks, read all Scheme related documents carefully.