



ADAPTS TO MARKET CONDITIONS BY BEING FLEXIBLE IN ITS INVESTMENT APPROACH

As on 30th April 2023

DATE OF ALLOTMENT

September 06, 2018

BENCHMARK

Nifty 500 TRI

FUND SIZE

Rs. 2131.17 Crores

MONTHLY AVERAGE AUM

Rs. 2098.20 Crores

FUND MANAGER

Amey Sathe* (Managing Since 05-Apr-23)

ASSISTANT FUND MANAGER

Abhinav H. Sharma (Managing Since 01-Nov-19)

EXPENSE RATIO**

Direct - 0.76

Regular - 2.03

EXIT LOAD

1) Redemption/Switch-out/SWP/STP on or before expiry of 12 Months from the date of allotment: If the withdrawal amount or switched out amount is not more than 12% of the original cost of investment - NIL.

2) Redemption/Switch-out/SWP/STP on or before expiry of 12 Months from the date of allotment: If the withdrawal amount or switched out amount is more than 12% of the original cost of investment - 1%.

3) Redemption/Switch-out/SWP/STP after expiry of 12 Months from the date of allotment - NIL (w.e.f. 03 June, 2019).

MINIMUM INVESTMENT

Rs. 5,000/- and in multiples of Re. 1/- thereafter.

*Sonam Udasi (Managing Since 17-Aug-18 & ceased w.e.f 04-Apr-23).

**Note: The rates specified are actual month end expenses charged as on April 30, 2023. The above ratio includes the Service tax on Investment Management Fees. The above ratio excludes, borrowing cost, wherever applicable.

W.e.f. 28th January'2021, Tata Multi Cap Fund was converted to Tata Flexi Cap Fund




FUND OVERVIEW

The fund aims for capital appreciation by investing in stocks across market caps. The fund focuses on Companies that have high growth, sustainable business models (businesses that have long shelf life and relevance), low debt and market leadership. The primary reason a company becomes part of the portfolio is its "potential" rather than its market cap or size. "Potential" is the driving mantra of this go anywhere Fund.



WHY TATA FLEXI CAP FUND?




Actively managed Diversified Equity Fund

- Closely monitors macro-economic environment and other major industry drivers.
- Active allocations across different sectors and market cap segment.

Ideal for Investors looking for Diversified Portfolio

- Places high importance on fundamental strengths of the business and company.
- Portfolio of well Researched companies.
- Aim to be present in the right side of the market.



Diligent Risk Management

- Diversification across stocks/sectors.
- Liquidity of stocks play an important role in risk management.
- Regular monitoring of Exposure limits.



HIGHLIGHTS

01

GO-ANYWHERE

On the lookout for sustainable business models and market leaders across market caps

03

COMPANIES

High growth, sustainable business model and low debt

02

POTENTIAL

The primary driving criteria for stock selection is sector, segment or company potential

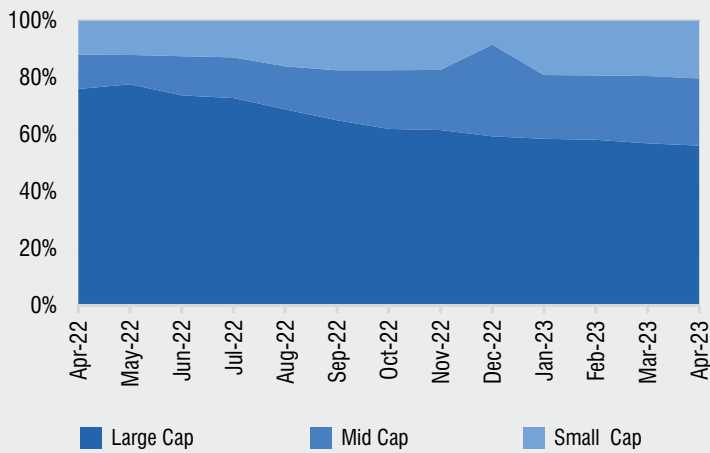
04

CONVICTION BETS

Significant overweight positions in stocks with high potential



MARKET CAPITALISATION TREND



TOP 10 HOLDINGS

Issuer Name	% to NAV
HDFC Bank Ltd.	9.87
ICICI Bank Ltd.	6.10
Reliance Industries Ltd.	5.47
Sbi Cards & Payment Services Ltd.	3.39
Kotak Mahindra Bank	3.25
Tata Consultancy Services Ltd.	3.23
ITC Ltd.	3.19
Cera Sanitaryware Ltd.	2.74
Sundaramfastners Ltd.	2.50
Apl Apollo Tubes Ltd.	2.24
Total	41.98

KEY MEASURES ^



KEY MEASURES [#]	FUND	BENCHMARK
Standard Deviation	12.45	15.24
Sharpe Ratio	0.77	1.10
Portfolio Beta	0.76	NA
R Squared	0.91	NA
Treynor	1.07	NA
Jenson	-0.25	NA

^ Risk-free rate based on the FBIL Overnight MIBOR rate of 6.9% as on Apr 28, 2023.

[#]For the period of 3 years.

TOP 5 SECTORS



FINANCIAL SERVICES
34.45%



CAPITAL GOODS
9.52%



CONSUMER DURABLES
8.80%



FAST MOVING CONSUMER GOODS
6.76%



INFORMATION TECHNOLOGY
6.66%

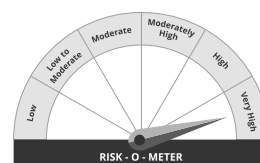
Product Label

This product is suitable for investors who are seeking*:

- Capital Appreciation over long term.
- Investment in a diversified portfolio consisting of equity and equity related instruments across market capitalization.

***Investors should consult their financial advisors if in doubt about whether the product is suitable for them.**

Tata Flexi cap Fund



Investors understand that their principal will be at Very High Risk

Nifty 500 TRI



It may be noted that risk-o-meter specified above is based on the scheme characteristics. The same shall be updated in accordance with provisions of SEBI circular dated October 5, 2020 on Product labelling in mutual fund schemes on ongoing basis.

DISCLAIMERS AND OTHER STATUTORY DISCLOSURES

Market capitalization as per SEBI circular: A) Large Cap: 1st-100th company in terms of full market capitalization. B) Mid Cap: 101st-250th company in terms of full market capitalization. C) Small Cap: 251st company onwards in terms of full market capitalization.

For detailed month end portfolio and scheme performance in SEBI prescribed format, please visit: www.tatamutualfund.com

Mutual Fund Investments are subject to market risks, read all Scheme related documents carefully.