

GOOD MOVES START SMALL

Tata Small Cap Fund aims to invest in stocks of companies that are in growth mode and have a potential to make it big in the market.



As on 31st August 2022

DATE OF ALLOTMENT

November 12, 2018

BENCHMARK

NIFTY Smallcap 250 TRI

FUND SIZE

Rs. 2452.68 Crores

MONTHLY AVERAGE AUM

Rs. 2342.38 Crores

FUND MANAGER

Chandraprakash Padiyar (Managing Since 19-Oct-18)

ASSISTANT FUND MANAGER

Satish Chandra Mishra (Managing Since 1-Nov-19)

EXPENSE RATIO**

Direct - 0.30

Regular - 2.19

EXIT LOAD

1) Redemption/Switch-out/SWP/STP on or before expiry of 12 Months from the date of allotment: If the withdrawal amount or switched out amount is not more than 12% of the original cost of investment - NIL.

2) Redemption/Switch-out/SWP/STP on or before expiry of 12 Months from the date of allotment: If the withdrawal amount or switched out amount is more than 12% of the original cost of investment - 1%.

3) Redemption/Switch-out/SWP/STP after expiry of 12 Months from the date of allotment - NIL (w.e.f. 03 June, 2019).

MINIMUM INVESTMENT

Rs. 5,000/- and in multiples of Re. 1/- thereafter.

**Note: The rates specified are actual month end expenses charged as on August 31, 2022. The above ratio includes the Service tax on Investment Management Fees. The above ratio excludes, borrowing cost, wherever applicable.



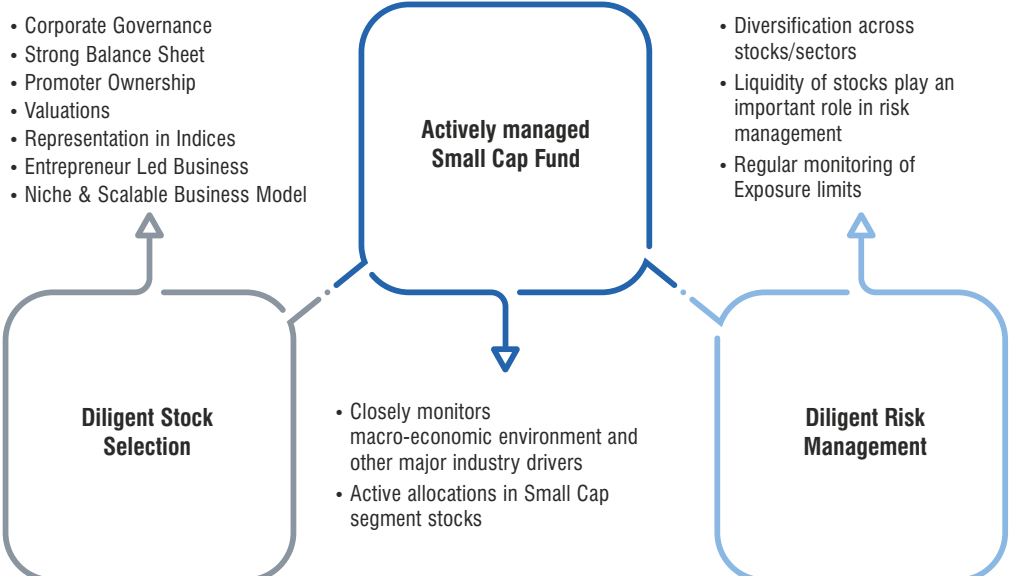
FUND OVERVIEW

Tata Small Cap Fund focuses on buying businesses which can grow over the next 3-4 years along with focusing on strong balance sheet and available at reasonable valuations. Given the high volatility and uncertainty associated with small caps, its imperative to make the right picks.

Since inception, Tata Small Cap Fund has been able to reduce capital drawdowns vis-à-vis the benchmark index. The fund aims to deliver risk adjusted returns focussing on stocks available at reasonable valuations in this segment, The fund is ideal for investors seeking long term capital appreciation.



WHY TATA SMALL CAP FUND?





HIGHLIGHTS

01

COMPOUNDERS

Essential characteristics of stocks picked as compounders are growth, low debt and high free cash flows.

03

BOTTOM UP

Business fundamentals and valuations to be primary driver of stock selection

02

LOW CHURN

Buy and hold onto compounding stocks over the medium to long term

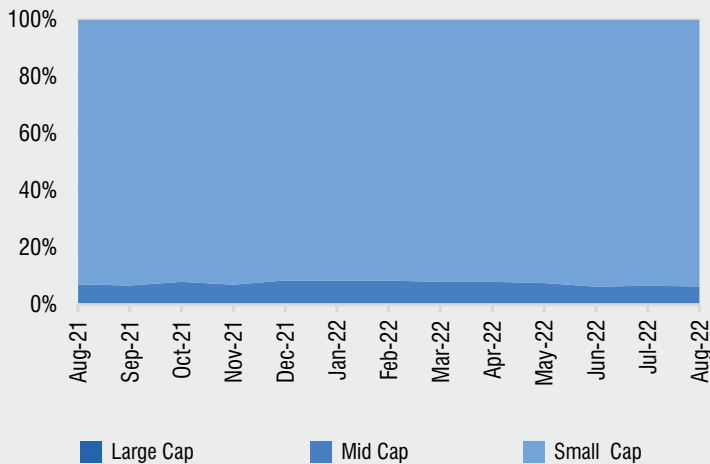
04

AVOID

Global commodity companies



MARKET CAPITALISATION TREND



KEY MEASURES ^



KEY MEASURES**	FUND	BENCHMARK
Standard Deviation	25.06	30.33
Sharpe Ratio	0.30	0.24
Portfolio Beta	0.80	1.00
R Squared	0.93	1.00
Treynor	2.73	2.11
Jenson	0.50	NA

^ Risk-free rate based on the FBIL Overnight MIBOR rate of 5.34% as on August 31, 2022.

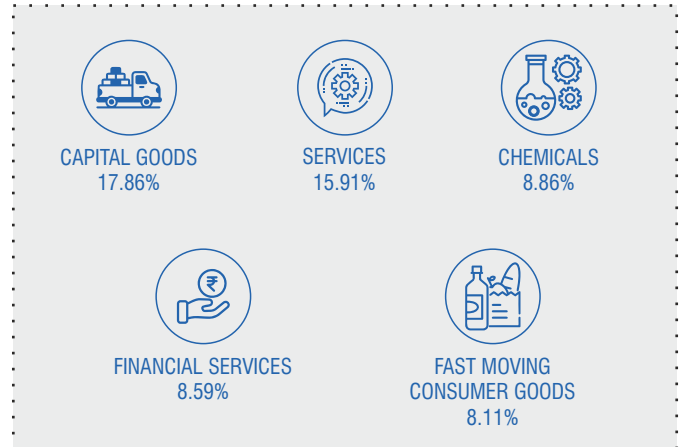
**For the period of 3 years.



TOP 10 HOLDINGS

Issuer Name	% to NAV
Basf India Ltd.	4.60
Allcargo Logistics Ltd.	4.50
Redington (india) Ltd.	4.30
Tube Investments Of India Ltd.	3.92
Kirloskar Pneumatic Company Ltd.	3.87
Dcb Bank Ltd..	3.81
Greenply Industries Ltd.	3.62
Elantas Beck India Ltd.	3.27
IDFC Ltd.	3.08
Gujarat Pipavav Port Ltd.	3.01
Total	37.98

TOP 5 SECTORS



Product Label

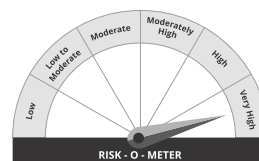
Tata Smallcap Fund

NIFTY Smallcap 250 TRI

This product is suitable for investors who are seeking*:

- Long Term Capital Appreciation.
- Predominant investment in equity/equity related instruments of small cap companies.

*Investors should consult their financial advisors if in doubt about whether the product is suitable for them.



Investors understand that their principal will be at Very High Risk



It may be noted that risk-o-meter specified above is based on the scheme characteristics. The same shall be updated in accordance with provisions of SEBI circular dated October 5, 2020 on Product labelling in mutual fund schemes on ongoing basis.

DISCLAIMERS AND OTHER STATUTORY DISCLOSURES

Market capitalization as per SEBI circular: A) Large Cap: 1st-100th company in terms of full market capitalization. B) Mid Cap: 101st-250th company in terms of full market capitalization. C) Small Cap: 251st company onwards in terms of full market capitalization.

For detailed month end portfolio and scheme performance in SEBI prescribed format, please visit: www.tatamutualfund.com

Mutual Fund Investments are subject to market risks, read all Scheme related documents carefully.