



Bat for the future.
Invest in growth today

As on 31st December 2022

DATE OF ALLOTMENT

July 1, 1994

BENCHMARK

Nifty Midcap 150 TRI

FUND SIZE

Rs. 1778.05 Crores

MONTHLY AVERAGE AUM

Rs. 1785.57 Crores

FUND MANAGER

Satish Chandra Mishra (Managing Since 09-Mar-21)

ASSISTANT FUND MANAGER

Abhinav Sharma (Managing Since 09-Mar-21)

EXPENSE RATIO**

Direct - 0.98

Regular - 2.28

EXIT LOAD

1) On or before expiry of 365 days from the date of allotment: If the withdrawal amount or switched out amount is not more than 12% of the original cost of investment: NIL.

2) On or before expiry of 365 days from the date of allotment: If the withdrawal amount or switched out amount is more than 12% of the original cost of investment: 1%.

3) Redemption after expiry of 365 days from the date of allotment: NIL (w.e.f 5th November, 2018).

MINIMUM INVESTMENT

Rs. 5,000/- and in multiples of Re. 1/- thereafter.

**Note: The rates specified are actual month end expenses charged as on December 31, 2022. The above ratio includes the Service tax on Investment Management Fees. The above ratio excludes, borrowing cost, wherever applicable.



FUND OVERVIEW

Tata Mid Cap Growth Fund is a diversified Mid Cap focused fund which undertakes rigorous research to identify capital appreciation opportunities among midcap stocks. The approach for Tata Mid Cap Growth Fund is to invest in fundamentally strong companies backed by a capable management with strong track record and corporate governance. The fund follows a bottom up stock selection process and seeks to remain invested in respective stocks till valuations start to look stretched.



MIDCAP EDGE

Investing in mid cap companies provides greater potential for long term wealth creation potential through participation in the early stage of their business life cycle.



Potential for wealth appreciation

Investing in mid cap companies provides greater potential for long term wealth creation potential through participation in the early stage of their business life cycle.



Under Researched & Undiscovered

Midcap stocks have relatively less research coverage compared to large caps. This presents an opportunity to invest in a company that is yet to be identified by the market and which is available at relatively attractive valuations.



Greater Presence in Sunrise Sectors

Fast growing or emerging sectors that show a potential for growth and profits have more small & mid cap companies to invest in.



WHY TATA MID CAP GROWTH FUND?

Focused Portfolio Management

- The relatively lesser research coverage & visibility of mid caps compared to large cap, makes it difficult for investors to evaluate & Monitor midcap stocks. Investing in a fund backed by thorough and consistent fundamental research, may be a simpler route to take mid cap exposure.

Stringent Research & Investment Process

- The fund is focused on investing in strong businesses with improving and sustainable business fundamentals and managed by a strong management and which are available at relatively attractive valuations.
- We believe that superior stock selection combined with a disciplined approach to risk management is critical to midcap investing.

Based on current market scenario and subject to change



HIGHLIGHTS

01

GROWTH

Companies with fundamental strength & long runway for growth

03

LOW CHURN

Buy and hold approach, staying invested as the stock realises value

02

COMPOUNDING

Businesses with compounding characteristics

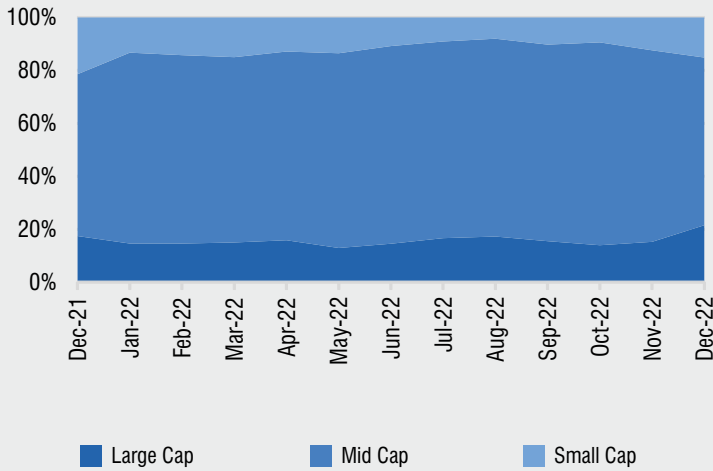
04

MARKET LEADER

The fund seeks to invest in leaders of the segment, sector or market



MARKET CAPITALISATION TREND



KEY MEASURES ^



KEY MEASURES**	FUND	BENCHMARK
Standard Deviation	23.08	26.05
Sharpe Ratio	0.65	0.73
Portfolio Beta	0.84	NA
R Squared	0.96	NA
Treynor	1.48	NA
Jenson	-0.10	NA

^ Risk-free rate based on the FBIL Overnight MIBOR rate of 6.6% as on Dec 30, 2022

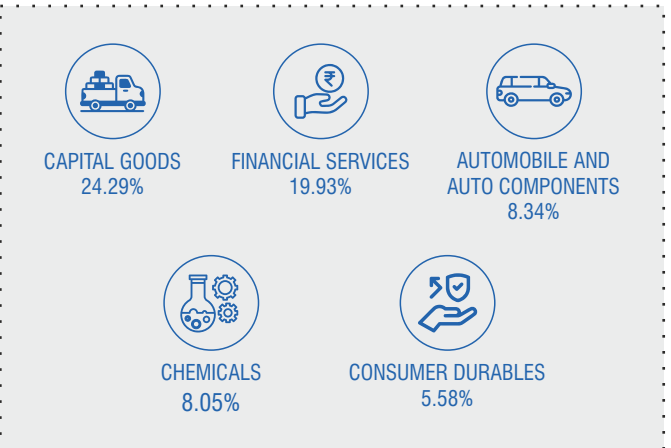
**For the period of 3 years.



TOP 10 HOLDINGS

Issuer Name	% to NAV
Indian Bank	3.89
Rbl Bank Ltd.	3.50
Thermax Ltd.	3.29
Pi. Industries Ltd.	3.20
IDFC First Bank Ltd.	3.17
Federal Bank Ltd.	3.13
Cummins India Ltd.	2.91
Eicher Motors Ltd.	2.90
Aia Engineering Ltd.	2.67
Adani Ports & Special Economic Zone Ltd.	2.53
Total	31.19

TOP 5 SECTORS



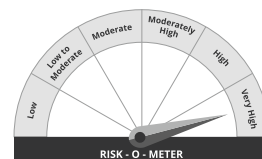
Product Label

This product is suitable for investors who are seeking*:

- Long Term Capital Appreciation.
- Investment predominantly in equity & equity related instruments of growth oriented mid cap companies.

*Investors should consult their financial advisors if in doubt about whether the product is suitable for them.

Tata Mid cap Growth Fund



Investors understand that their principal will be at Very High Risk

Nifty Midcap 150 TRI



It may be noted that risk-o-meter specified above is based on the scheme characteristics. The same shall be updated in accordance with provisions of SEBI circular dated October 5, 2020 on Product labelling in mutual fund schemes on ongoing basis.

DISCLAIMERS AND OTHER STATUTORY DISCLOSURES

Market capitalization as per SEBI circular: A) Large Cap: 1st-100th company in terms of full market capitalization. B) Mid Cap: 101st-250th company in terms of full market capitalization. C) Small Cap: 251st company onwards in terms of full market capitalization.

For detailed month end portfolio and scheme performance in SEBI prescribed format, please visit: www.tatamutualfund.com

Mutual Fund Investments are subject to market risks, read all Scheme related documents carefully.