



As on 31st December 2022

DATE OF ALLOTMENT

April 27, 2000

BENCHMARK

NIFTY Equity Savings Index

FUND SIZE

Rs. 146.03 Crores

MONTHLY AVERAGE AUM

Rs. 147.31 Crores

FUND MANAGER

Sailesh Jain (Managing Since 9-Nov-18),

Murthy Nagarajan (Managing Since 1-Apr-17) &

Aurobinda Prasad Gayan (Managing Since 5-Jan-22)

EXPENSE RATIO**

Direct - 0.12

Regular - 1.03

EXIT LOAD

1) Redemption/Switch-out/SWP/STP on or before expiry of 90 days from the date of allotment: If the withdrawal amount or switched out amount is not more than 12% of the original cost of investment - NIL

2) Redemption/Switch-out/SWP/STP on or before expiry of 90 days from the date of allotment: If the withdrawal amount or switched out amount is more than 12% of the original cost of investment - 0.25%

3) Redemption/Switch-out/SWP/STP after expiry of 90 days from the date of allotment - NIL (w.e.f. 03 June, 2019)

MINIMUM INVESTMENT

Growth Option: Rs 5,000/- and in multiple of Re.1/- thereafter

IDCW Option : Rs 5,000/- and in multiple of Re.1/- thereafter

KEY MEASURES ^

KEY MEASURES**	FUND	BENCHMARK
Standard Deviation	7.36	8.06
Sharpe Ratio	0.13	0.32
Portfolio Beta	0.87	NA
R Squared	0.97	NA
Treynor	0.10	NA
Jenson	-0.11	NA

Portfolio Macauley Duration 1.53 Years

Modified Duration 1.47 Years

Average Maturity 1.70 Years

Gross Yield to Maturity* 7.18%

^ Risk-free rate based on the FBIL Overnight MIBOR rate of 6.6% as on Dec.30, 2022 **For the period of 3 years.

* Computed on the invested amount for debt portfolio. Current YTM is not an indicative for future YTM. It is subject to change on daily basis depending on market conditions.

**Note: The rates specified are actual month end expenses charged as on December 31, 2022. The above ratio includes the Service tax on Investment Management Fees. The above ratio excludes, borrowing cost, wherever applicable.



FUND OVERVIEW

Tata Equity Savings Equity Fund is an open ended equity scheme. The investment objective of the scheme is to provide long term capital appreciation and income distribution to the investors by predominantly investing in equity and equity related instruments, equity arbitrage opportunities and investments in debt, commodity derivatives and money market instruments. The fund seeks to address short term (< 3 Years) investment needs of investors with a investment proposition with lower volatility.



POSITIONING OF THE FUND

Tata Equity Savings Equity Fund is less riskier than equity funds since it has limited exposure to unhedged equity i.e. 0% to 35%. Significant portions of the fund will be invested in debt, commodity derivatives and equity arbitrage opportunities. Combination of limited unhedged equity exposure with arbitrage and short-term investment option with risk profile between short term fixed income and an aggressive Hybrid Fund.




BENEFITS OF INVESTING IN THE FUND



Lower Volatility

Lower volatility compared to other equity funds due to a 35% cap on net long equity exposure.



Accrual Income

Predominant component of the portfolio would be invested in Short Term Debt & Arbitrage opportunities.



Growth Potential

Potential for capital appreciation through moderate participation in net long equity exposure.



Tax Efficient Returns

It offers tax efficiency in the form of equity taxation.



FUND HIGHLIGHTS

01

EQUITY

Bias towards market leaders & large caps

02

ARBITRAGE

Bias towards large caps to maintain liquidity

03

FIXED INCOME

High quality, 1-3 year maturity portfolio focused on generating returns primarily through accruals

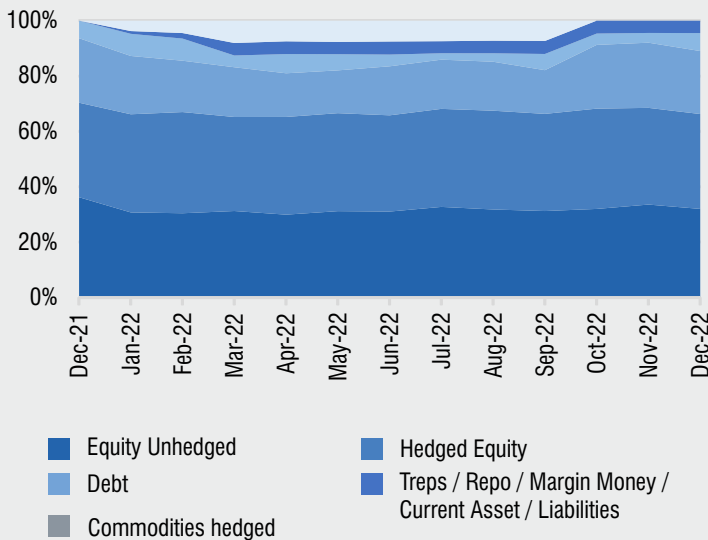
04

IDEAL FOR

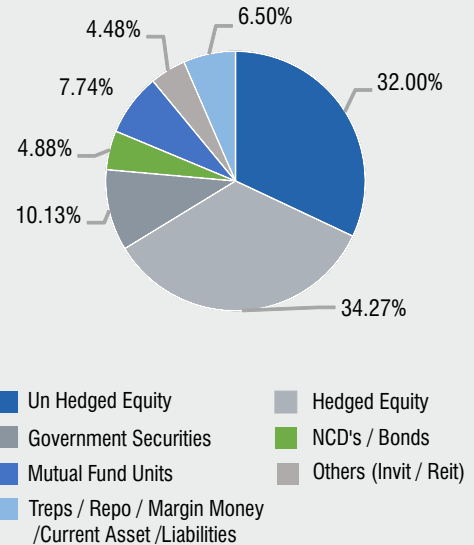
Investors seeking a fair mix of Equity, fixed income & Arbitrage



ASSET ALLOCATION TREND



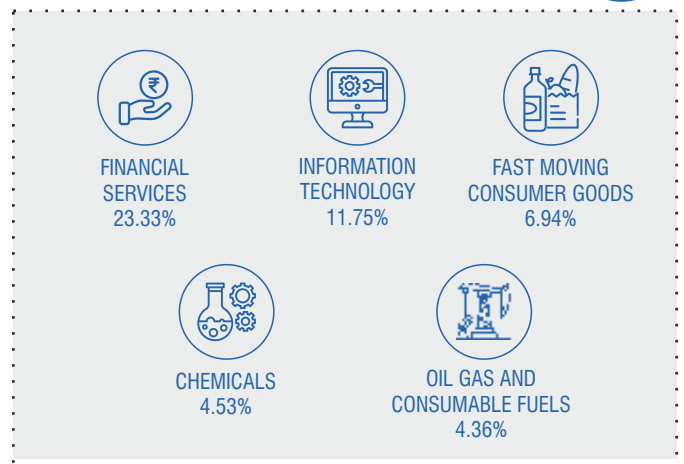
ASSET ALLOCATION



TOP 10 CASH EQUITY HOLDINGS

Issuer Name	% to NAV
Reliance Industries Ltd.	4.36
HDFC Bank Ltd.	3.48
Infosys Ltd.	3.19
ICICI Bank Ltd.	2.64
Housing Development Finance Corporation Ltd.	2.15
Tata Consultancy Services Ltd.	1.73
Kotak Mahindra Bank Ltd.	1.53
Bharti Airtel Ltd.	1.36
ITC Ltd.	1.25
Larsen & Toubro Ltd.	1.20
Total	22.89

TOP 5 SECTORS



Product Label

Tata Equity Savings Fund

NIFTY Equity Savings Index

This product is suitable for investors who are seeking*:

- Long Term Capital Appreciation by investing in equity and equity related instruments.
- Income distribution by investing in equity arbitrage opportunities and debt & money market instruments.

***Investors should consult their financial advisors if in doubt about whether the product is suitable for them.**



Investors understand that their principal will be at Moderately High Risk



It may be noted that risk-o-meter specified above is based on the scheme characteristics. The same shall be updated in accordance with provisions of SEBI circular dated October 5, 2020 on Product labelling in mutual fund schemes on ongoing basis.

DISCLAIMERS AND OTHER STATUTORY DISCLOSURES

For detailed month end portfolio and scheme performance in SEBI prescribed format, please visit: www.tatamutualfund.com

Mutual Fund Investments are subject to market risks, read all Scheme related documents carefully.