



When would you rather buy?

As on 31st December 2022

DATE OF ALLOTMENT

June 29, 2004

BENCHMARK

Nifty 500 TRI

FUND SIZE

Rs. 5323.12 Crores

MONTHLY AVERAGE AUM

Rs. 5390.60 Crores

FUND MANAGER

Sonam Udasi (Managing Since 1-Apr-16)

ASSISTANT FUND MANAGER

Amey Sathe (Managing Since 18-Jun-18)

EXPENSE RATIO**

Direct - 0.90

Regular - 1.94

EXIT LOAD

1) On or before expiry of 12 months from the date of allotment: If the withdrawal amount or switched out amount is not more than 12% of the original cost of investment: NIL.

2) On or before expiry of 12 months from the date of allotment: If the withdrawal amount or switched out amount is more than 12% of the original cost of investment: 1%.

3) Redemption after expiry of 12 months from the date of allotment: NIL (w.e.f. 3rd May, 2019).

MINIMUM INVESTMENT

Rs. 5,000/- and in multiples of Re. 1/- thereafter.

**Note: The rates specified are actual month end expenses charged as on December 31, 2022. The above ratio includes the Service tax on Investment Management Fees. The above ratio excludes, borrowing cost, wherever applicable.



FUND OVERVIEW

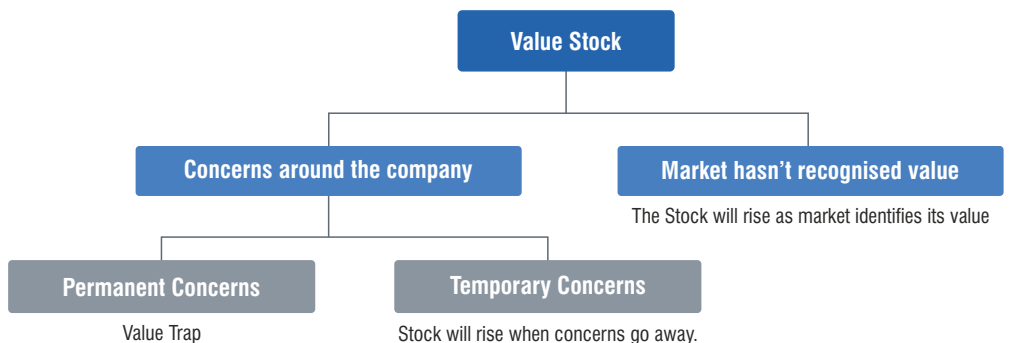
Tata Equity P/E Fund follows the value-conscious style of investing. The Scheme aims to invest at least 70% of its assets in companies which, at the time of investment, have a rolling twelve month P/E ratio lower as compared with the rolling twelve month P/E ratio of the BSE Sensex. Buying good companies at an attractive P/E ratio is a good discipline, but clearly not the only anchor. The Fund uses several other qualitative and quantitative screens to buy companies. The Fund strives to “buy good stocks at cheap valuations and not “cheap” stocks”



RECOGNISING VALUE

The fund seeks stocks which are cheaper because

- ↗The market is yet to recognise its value.
- ↗There may be temporary concerns around the stock.



GROWTH WITHIN VALUE

Tata Equity P/E Fund is a growth oriented value fund. The fund seeks growth within stocks identified as value.

Sectoral view	Sectors expected to grow over the next 1-1.5 years
Market Leader	Companies which may outperform the sector
Return Ratios	Consistent ROE, ROC and other return ratios over the last 5-10 years
Presence Requirement	Growth which isn't propelled just by capital raised through debt or Equity
Presence in the Index	An indicative of the liquidity of the stock

Based on current market scenario and subject to change



HIGHLIGHTS

01

MANDATE

70% of the stocks with 12-month trailing P/E less than that of S&P BSE Sensex on a day-to-day basis

03

WITH GROWTH

Seeks growth within stocks identified as value, stocks expected to grow but priced cheap currently

02

VALUE STOCKS

Stocks under temporary concerns, the idea is to buy "value" expecting it to become "valuable"

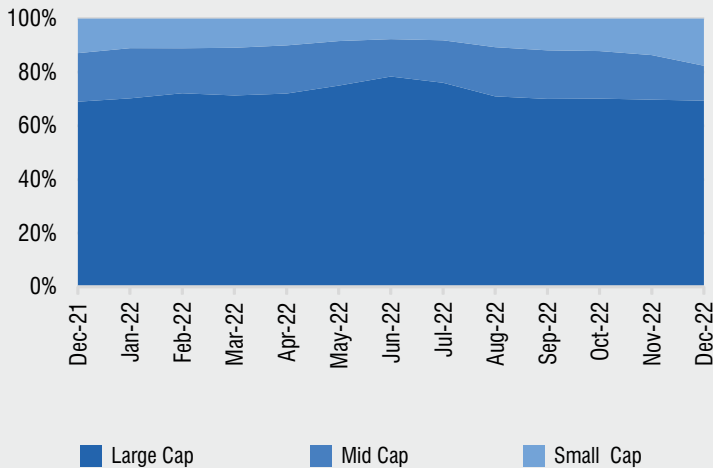
04

CHARACTERISTICS

Factors for selection - Sectoral opportunity, market leaders, return profile, capital efficiency, liquidity



MARKET CAPITALISATION TREND



KEY MEASURES ^



KEY MEASURES**	FUND	BENCHMARK
Standard Deviation	21.30	22.82
Sharpe Ratio	0.46	0.54
Portfolio Beta	0.89	NA
R Squared	0.96	NA
Treynor	0.94	NA
Jenson	-0.08	NA
PE	21.11	23.70

^ Risk-free rate based on the FBIL Overnight MIBOR rate of 6.6% as on Dec 30, 2022

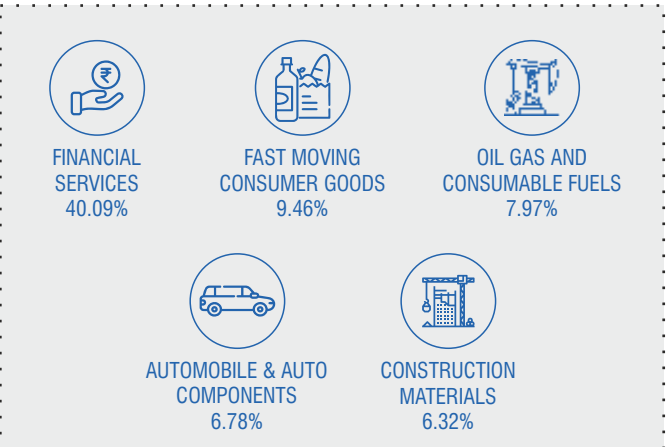
**For the period of 3 years.



TOP 10 HOLDINGS

Issuer Name	% to NAV
HDFC Bank Ltd.	8.45
ICICI Bank Ltd.	7.36
ITC Ltd.	5.61
Reliance Industries Ltd.	5.26
HDFC Ltd.	4.91
Axis Bank Ltd.	4.75
Hindustan Aeronautics Ltd.	4.18
Power Grid Corporation Of India Ltd.	3.88
ACC Ltd.	3.21
Grasim Industries Ltd.	3.11
Total	50.72

TOP 5 SECTORS



Product Label

This product is suitable for investors who are seeking*:

- Long Term Capital Appreciation.
- Investment (minimum 70%) in equity & equity related instruments of companies whose rolling P/E is lower than rolling P/E of S&P BSE Sensex.

***Investors should consult their financial advisors if in doubt about whether the product is suitable for them.**

Tata Equity P/E Fund



Investors understand that their principal will be at Very High Risk

Nifty 500 TRI



RISK - O - METER

It may be noted that risk-o-meter specified above is based on the scheme characteristics. The same shall be updated in accordance with provisions of SEBI circular dated October 5, 2020 on Product labelling in mutual fund schemes on ongoing basis.

DISCLAIMERS AND OTHER STATUTORY DISCLOSURES

Market capitalization as per SEBI circular: A) Large Cap: 1st-100th company in terms of full market capitalization. B) Mid Cap: 101st-250th company in terms of full market capitalization. C) Small Cap: 251st company onwards in terms of full market capitalization.

For detailed month end portfolio and scheme performance in SEBI prescribed format, please visit: www.tatamutualfund.com

Mutual Fund Investments are subject to market risks, read all Scheme related documents carefully.