

# WHEN THE LEADERS OF THE PACK COMBINE WITH THE FUTURE LEADERS.



As on 30th April 2022

#### DATE OF ALLOTMENT

February 25, 1993

#### BENCHMARK

Nifty Large Midcap 250 TRI

#### FUND SIZE

Rs. 2924.38 Crores

#### MONTHLY AVERAGE AUM

Rs. 2934.60 Crores

#### FUND MANAGER

Chandraprakash Padiyar (Managing Since 3-Sep-18)

#### ASSISTANT FUND MANAGER

Meeta Shetty (Managing Since 1-Nov-19)

#### EXPENSE RATIO\*\*

Direct - 0.93

Regular - 2.09

#### EXIT LOAD

1) On or before expiry of 365 days from the date of allotment: If the withdrawal amount or switched out amount is not more than 12% of the original cost of investment: NIL.

2) On or before expiry of 365 days from the date of allotment: If the withdrawal amount or switched out amount is more than 12% of the original cost of investment: 1%.

3) Redemption after expiry of 365 days from the date of allotment: NIL (w.e.f 5th November, 2018).

#### MINIMUM INVESTMENT

Rs. 5,000/- and in multiples of Re. 1/- thereafter.

\*\*Note: The rates specified are actual month end expenses charged as on Apr 30, 2022. The above ratio includes the Service tax on Investment Management Fees. The above ratio excludes, borrowing cost, wherever applicable.



## FUND OVERVIEW

Tata Large & Midcap Fund aims at proactively taking advantage of Potential Capital appreciation opportunities arising from large and midcap segment of the market. The fund undertakes rigorous research to identify opportunities in equity markets across two broad groups. The first is comprised of safe, good quality stocks that provided safety, stability and liquidity to the portfolio. The second group of stocks are those that have the potential to provide earnings surprises.



## WHY TATA LARGE & MIDCAP FUND?

### Actively Managed Portfolio

- Being an actively managed fund with a portfolio comprised of large and midcap stocks, the fund is able to capitalize on opportunities under different market conditions.

### Research Driven Stock Selection

- The fund holds an optimal portfolio of well researched stocks of, selected on a bottom-up approach.
- The fund aims to invest in fundamentally good stocks with a medium to long term horizon.
- The portfolio maintains a low churn rate with an idea to capture the same stock compounding story.

### Flexible Allocations

- The fund manager can change allocations to large or midcap stocks to orient the portfolio to take advantage of prevailing conditions in the investment outlook for the large and midcap segments.

Based on current market scenario and subject to change



## HIGHLIGHTS

01

### COMBINATION

A steady mix of stable earnings and earnings surprise

03

### BOTTOM UP

Stock Selection based on fundamentals of the company

02

### COMPOUNDERS

Essential characteristics of stocks picked as compounders are growth, low debt and high free cash flows

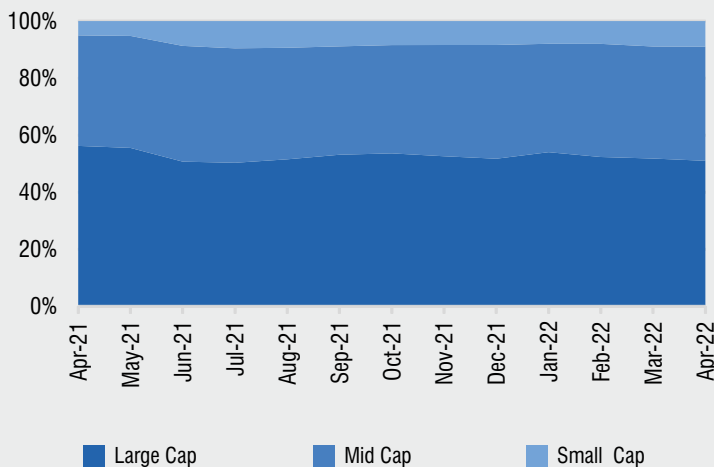
04

### AVOID

Global commodity companies



## MARKET CAPITALISATION TREND



## KEY MEASURES ^



KEY MEASURES	FUND	BENCHMARK
Standard Deviation	22.22	23.01
Sharpe Ratio	0.18	0.20
Portfolio Beta	0.95	1.00
R Squared	0.96	1.00
Treynor	1.21	1.35
Jenson	-0.13	NA

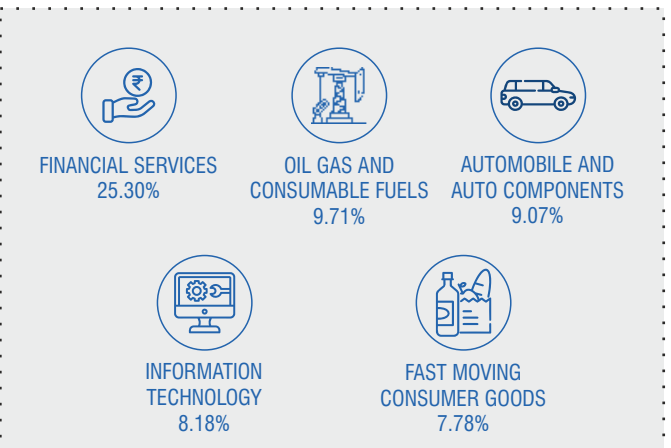
^ Risk-free rate based on the FBIL Overnight MIBOR rate of 3.93% as on Apr 29, 2022



## TOP 10 HOLDINGS

Issuer Name	% to NAV
ICICI Bank Ltd.	7.88
Reliance Industries Ltd.	7.16
State Bank Of India	5.43
HDFC Bank Ltd.	4.97
Varun Beverages Ltd.	4.85
Tata Consultancy Services Ltd.	3.90
Sundaramfastners Ltd.	3.84
Bharti Airtel Ltd.	3.78
Tube Investments Of India Ltd.	3.25
Aditya Birla Fashion & Retail Ltd.	2.93
<b>Total</b>	<b>47.99</b>

## TOP 5 SECTORS



Product Label

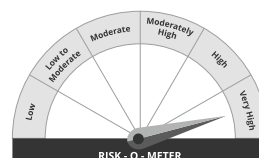
Tata Large & Mid cap Fund

Nifty Large Midcap 250 TRI

**This product is suitable for investors who are seeking\*:**

- Long Term Capital Appreciation.
- Investment in equity & equity related instruments of well researched value and growth oriented Large & Mid Cap Companies.

**\*Investors should consult their financial advisors if in doubt about whether the product is suitable for them.**



### DISCLAIMERS AND OTHER STATUTORY DISCLOSURES

Market capitalization as per SEBI circular: A) Large Cap: 1st-100th company in terms of full market capitalization. B) Mid Cap: 101st-250th company in terms of full market capitalization. C) Small Cap: 251st company onwards in terms of full market capitalization.

For detailed month end portfolio and scheme performance in SEBI prescribed format, please visit: [www.tatamutualfund.com](http://www.tatamutualfund.com)

Mutual Fund Investments are subject to market risks, read all Scheme related documents carefully.