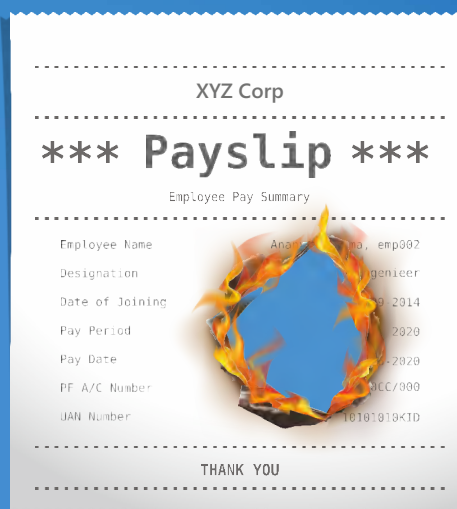


ARE TAXES BURNING A HOLE IN YOUR SALARY?

Say #NoToKatauti



As on 31st August 2021

DATE OF ALLOTMENT

March 31, 1996

BENCHMARK

S&P BSE Sensex TRI

FUND SIZE

Rs. 2887.97 Crores

MONTHLY AVERAGE AUM

Rs. 2809.44 Crores

FUND MANAGER

Tejas Gutka (Managing Since 09-Mar-21)

ASSISTANT FUND MANAGER

Ennette Fernandes (Managing Since 18-Jun-18)

EXPENSE RATIO**

Direct - 0.75

Regular - 1.99

ENTRY LOAD

NA

EXIT LOAD

Nil (Compulsory lock-in period for 3)

MINIMUM INVESTMENT

Rs. 500/- and in multiples of Rs. 500/- thereafter.

KEY MEASURES ^	FUND	BENCHMARK
Standard Deviation	23.28	22.51
Sharpe Ratio	0.14	0.18
Portfolio Beta	1.00	1.00
R Squared	0.93	1.00
Treynor	0.96	1.14
Jenson	-0.18	NA

^ Risk-free rate based on the FBIL Overnight MIBOR rate of 3.38% as on Aug 31, 2021

**Note: The rates specified are actual month end expenses charged as on Aug 31, 2021. The above ratio includes the Service tax on Investment Management Fees. The above ratio excludes, borrowing cost, wherever applicable.



FUND OVERVIEW

The Tata India Tax Savings Fund is an open-ended equity linked tax saving scheme (ELSS) with a compulsory lock-in period of three years. It has the advantage of Tax Benefit under Section 80C of the Income Tax Act along with an opportunity to catch the long-term upside potential of the Indian equity market.

The portfolio strategy focuses on well managed, high quality companies with above average growth prospects that can be purchased at a reasonable price. Typically these companies will be highly competitive, with a large and growing market share.



WHY TATA INDIA TAX SAVINGS FUND



The 3 years lock-in period allows the Fund Manager to take long term call on stocks not withstanding short term volatility in the market for exploiting true wealth creation potential of stocks.



Blend of both 'value' and 'growth' style of investing in one portfolio across market capitalization segments.



Focus on well managed, good quality, fundamentally strong companies with above average growth prospects.



PORTFOLIO CONSTRUCTION

Compounders

Businesses that have a long runway for growth and have some sort of market leadership in their product category (in terms of volumes, revenues, costs/profits per unit or in terms of Return on Capital. etc. These companies are also likely to show consistency in generating profits and have a capable management team and prudent capital allocation policies. Re-Rating Opportunities

Re-Rating Opportunities

These are businesses that are currently underestimated by the market for various reasons. They could be cyclical businesses which the markets believe are in a downcycle, while there are indications of a recovery. They could be companies undergoing a transformation within the business due to a change in management or policy. Investment opportunities could also arise due to a change at the industry level due to consolidation or a change in the demand and supply dynamics. There is the potential for the market to re-rate the valuations of the companies and correct its underestimation.



HIGHLIGHTS

01

GO ANYWHERE

A Diversified portfolio that shifts across market caps

03

LOW CHURN

Low churn portfolio, focusing on compounding effect

02

BOTTOM UP

Business fundamentals and valuations to be primary driver of stock selection

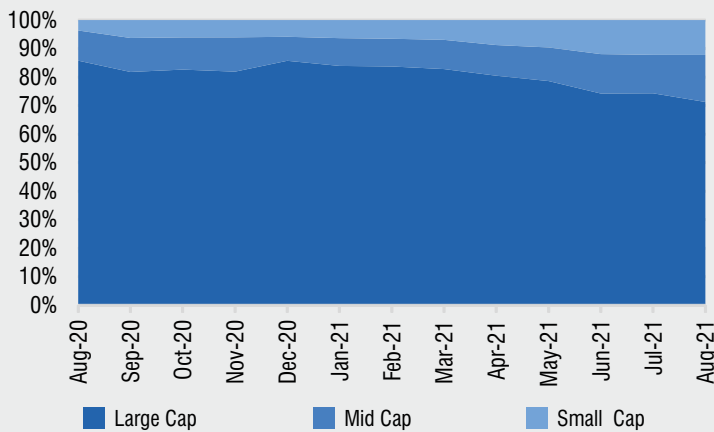
04

BENEFIT

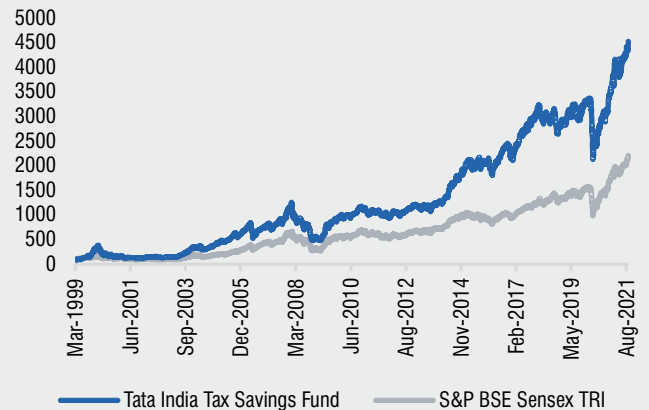
Long term capital appreciation and the benefit of tax saving



MARKET CAPITALISATION TREND



NAV MOVEMENT



NAV Movement - Since Inception (31 March 1999) Regular Plan - Growth Option
Past performance may or may not be sustained in the future.

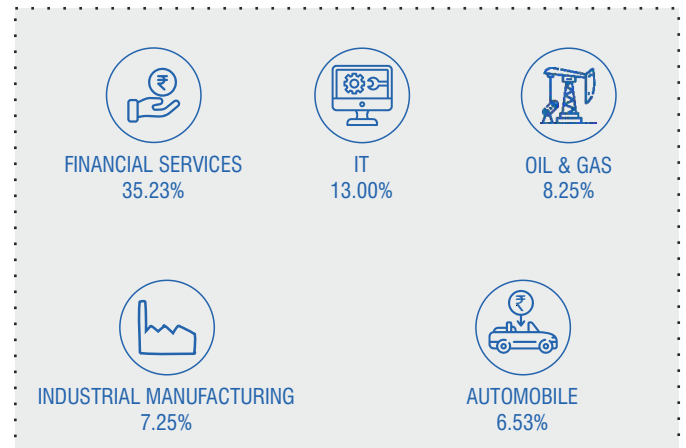


TOP 10 HOLDINGS

Issuer Name	% to NAV
ICICI Bank Ltd.	9.16
Infosys Ltd.	8.27
HDFC Bank Ltd.	6.22
State Bank Of India	6.02
Reliance Industries Ltd.	5.86
HDFC Ltd.	4.55
Axis Bank Ltd.	3.99
Bharti Airtel Ltd.	3.10
Hindalco Industries Ltd.	2.43
Larsen & Toubro Ltd.	2.26
Total	51.86



TOP 5 SECTORS



Product Label	TATA Tax Savings Fund	S&P BSE Sensex TRI
<p>This product is suitable for investors who are seeking*:</p> <ul style="list-style-type: none"> Long Term Capital Appreciation. An equity linked savings scheme (ELSS) Investing predominantly in Equity & Equity related instruments. <p>*Investors should consult their financial advisors if in doubt about whether the product is suitable for them.</p>	<p>RISK - O - METER Investors understand that their principal will be at Very High Risk</p>	<p>RISK - O - METER Investors understand that their principal will be at Very High Risk</p>

DISCLAIMERS AND OTHER STATUTORY DISCLOSURES

Market capitalization as per SEBI circular: A) Large Cap: 1st-100th company in terms of full market capitalization. B) Mid Cap: 101st-250th company in terms of full market capitalization. C) Small Cap: 251st company onwards in terms of full market capitalization.
For detailed month end portfolio and scheme performance in SEBI prescribed format, please visit: www.tatamutualfund.com

Mutual Fund Investments are subject to market risks, read all Scheme related documents carefully.