

Tata Focused Equity Fund

Takes the blur out.

As on 31st August 2021

DATE OF ALLOTMENT

December 05, 2019

BENCHMARK

S&P BSE 200 TRI

FUND SIZE

Rs. 1243.85 Crores

MONTHLY AVERAGE AUM

Rs. 1211.69 Crores

FUND MANAGER

Rahul Singh (Managing Since 09-Mar-21)
Ennette Fernandes (Managing Since 09-Mar-21) &
Venkat Samala (Managing Since 26-Nov-20)

EXPENSE RATIO**

Direct - 0.45
Regular - 2.13

EXIT LOAD

1) Exit Load is Nil, if the withdrawal amount or switched out amount is not more than 12% of the original cost of investment on or before expiry of 365 days from the date of allotment.

2) Exit load is 1% of the applicable NAV if the withdrawal amount or switched out amount is more than 12% of the original cost of investment on or before expiry of 365 days from the date of allotment.

3) No Exit load will be charged for redemption or switch out after expiry of 365 days from the date of allotment.

MINIMUM INVESTMENT

Rs. 5,000/- and in multiples of Re. 1/- thereafter.

KEY MEASURES ^	FUND	BENCHMARK
Standard Deviation	28.16	27.64
Sharpe Ratio	0.25	0.26
Portfolio Beta	1.00	1.00
R Squared	0.97	1.00
Treynor	1.99	2.05
Jenson	-0.05	NA

^ Risk-free rate based on the FBIL Overnight MIBOR rate of 3.38% as on Aug 31, 2021

**Note: The rates specified are actual month end expenses charged as on Aug 31, 2021. The above ratio includes the Service tax on Investment Management Fees. The above ratio excludes, borrowing cost, wherever applicable.



FUND OVERVIEW

Tata Focused Equity Fund aims to generate returns by investing in stocks with long runways for growth regardless of market cap or sector. With a bottom up stock picking approach, the fund aims to carefully analyse and invest in compounding stocks following the GARP—Growth At Reasonable Price philosophy.



PORTFOLIO CONSTRUCTION

Portfolio constructed on the principles of low churn, active positions and concentration



- Upper limit of no. of stocks in the portfolio capped at 30.
- Portfolio to reflect Fund Manager's conviction.



- Buy and hold predominant approach.
- Look for businesses with long runway for growth and remain invested as they scale up.



- Portfolio construction driven by bottom up stock selection and not by the benchmark.

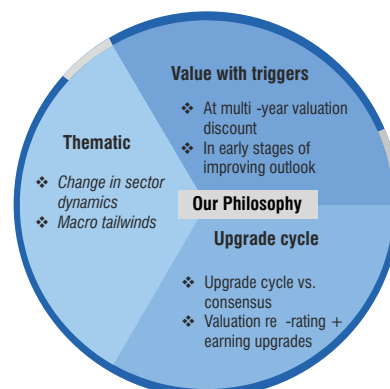


GROWTH AT REASONABLE PRICE - GARP

Our investment philosophy is to navigate between the two extremes of Growth at any price and Deep Value, through a combination of the two—Growth at Reasonable Price.

DEEP VALUE

Valuation is right, timing may or may not be



GROWTH AT ANY PRICE

Typically associated with high perceived quality

*each investment decision to be in conformity with the portfolio characteristics / process mentioned in the SID.

**Based on current market views & subject to change.



STOCK SELECTION

Through a Sector and Market Cap agnostic approach, the fund aims to invest in compounding stocks with long runways for growth.

COMPOUNDING STOCKS



- Companies with a long runway for growth.
- Ability to grow earnings sustainably.
- Efficient Capital Management.
- Management quality.

SECTOR AGNOSTIC



- Bottom up approach to investing.
- Business fundamentals and valuations to be primary driver of stock selection.

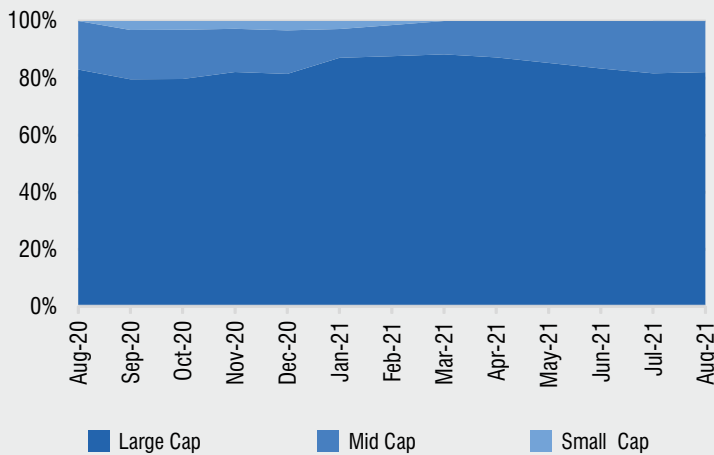
MARKET CAP AGNOSTIC



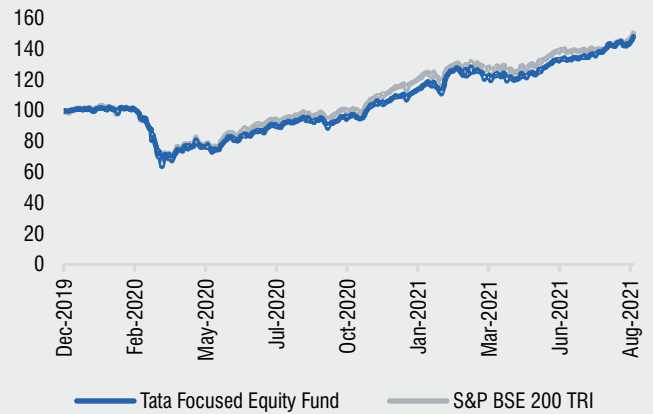
- No specific market cap tilt.
- Proportion of mid cap/small cap to be governed by the relative risk reward opportunity.
- Risk management framework to act as a guard rail.



MARKET CAPITALISATION TREND



NAV MOVEMENT




NAV Movement - Since Inception (05 Dec 2019) Regular Plan - Growth Option
Past performance may or may not be sustained in the future.



TOP 10 HOLDINGS

Issuer Name	% to NAV
ICICI Bank Ltd.	9.85
State Bank Of India	8.56
Infosys Ltd.	7.63
Reliance Industries Ltd.	7.08
HDFC Bank Ltd.	5.81
Bharti Airtel Ltd.	4.71
HDFC Ltd.	4.39
Larsen & Toubro Ltd.	4.30
Bpcl	3.41
Ultratech Cement Ltd.	3.16
Total	58.90

TOP 5 SECTORS



Product Label

TATA Focused Equity Fund

S&P BSE 200 TRI

This product is suitable for investors who are seeking*:

- Long Term Capital Appreciation.
- Investment in equity & equity related instruments in a concentrated portfolio of maximum 30 stocks across market capitalisation.

*Investors should consult their financial advisors if in doubt about whether the product is suitable for them.



DISCLAIMERS AND OTHER STATUTORY DISCLOSURES

Market capitalization as per SEBI circular: A) Large Cap: 1st-100th company in terms of full market capitalization. B) Mid Cap: 101st-250th company in terms of full market capitalization. C) Small Cap: 251st company onwards in terms of full market capitalization.

For detailed month end portfolio and scheme performance in SEBI prescribed format, please visit: www.tatamutualfund.com

Mutual Fund Investments are subject to market risks, read all Scheme related documents carefully.