



As on 31st August 2021

DATE OF ALLOTMENT

December 18, 2018

BENCHMARK

Nifty 50 Arbitrage Index

FUND SIZE

Rs. 11989.61 Crores

MONTHLY AVERAGE AUM

Rs. 11929.54 Crores

FUND MANAGER

Sailesh Jain

(Managing Since 10-Dec-18)

EXPENSE RATIO**

Direct - 0.32

Regular - 1.09

EXIT LOAD

0.25% of the applicable NAV, if redeemed/switched out/withdrawn on or before expiry of 30 Days from the date of allotment.

MINIMUM INVESTMENT

Rs. 5,000/- and in multiples of Re. 1/- thereafter.

KEY MEASURES ^	FUND	BENCHMARK
Standard Deviation	0.85	0.96
Sharpe Ratio	0.65	0.34
Portfolio Beta	0.56	1.00
R Squared	0.42	1.00
Treynor	0.28	0.09
Jenson	0.10	NA

^ Risk-free rate based on the FBIL Overnight MIBOR rate of 3.38% as on Aug 31, 2021.

Portfolio Macauley Duration	0.67 Years
Modified Duration	0.66 Years
Average Maturity	0.69 Years
Gross Yield to Maturity*	3.77%

* Computed on the invested amount for debt portfolio.

**Note: The rates specified are actual month end expenses charged as on Aug 31, 2021. The above ratio includes the Service tax on Investment Management Fees. The above ratio excludes, borrowing cost, wherever applicable.



FUND OVERVIEW

Arbitrage is the simultaneous buying and selling of securities, currency, or commodities in different markets or in derivative forms to take advantage of differing prices for the same asset. The arbitrage activity is a risk-free strategy and makes sense when it yields better returns as compared to other similar risk-free instruments (post tax).

The scheme invests primarily in arbitrage opportunities between spot and futures prices of exchange traded equities and the arbitrage opportunities available within the derivative segment.



WHY TATA ARBITRAGE FUND?



The fund aims for stable income and provides benefit of equity taxation



Low risk strategy; insulates investors from Equity Market Risk



Designed to capture the "INTEREST" element in the Equity Markets



Ideal investment option for short-medium term investors



FUND HIGHLIGHTS

01

VOLATILITY

Market volatility ensures easy entry & exits

02

CORPORATE ACTIONS

Understanding corporate actions is critical for the fund

03

ROLL SPREADS

An intensely bullish market ensures higher cost of carry

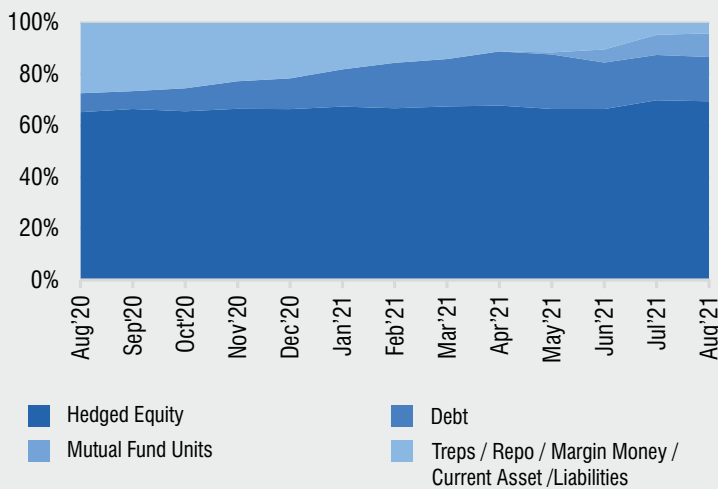
04

MARKET CAP ALLOCATION

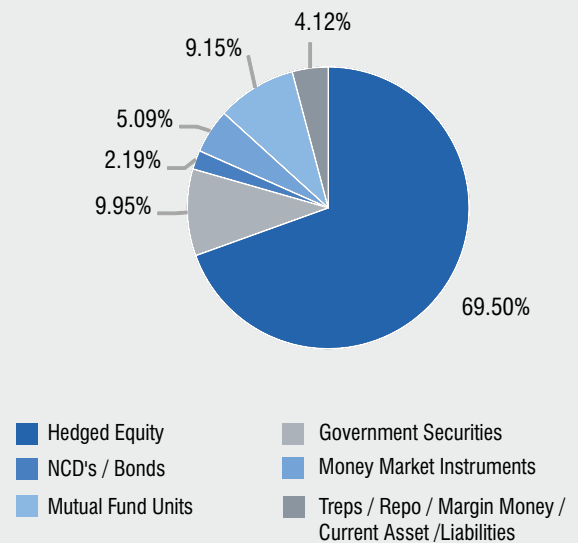
Deftly shifting between market caps to take advantage of volatility within a segment



ASSET ALLOCATION TREND




ASSET ALLOCATION



TOP 10 HOLDINGS

Issuer Name	% to NAV
ICICI Bank Ltd.	2.24
ITC Ltd.	2.05
Sun Pharmaceutical Industries Ltd.	2.03
State Bank Of India	1.95
Jsw Steel Ltd.	1.76
Vedanta Ltd.	1.64
Tata Consultancy Services Ltd.	1.61
Adani Ports & Special Economic Zone Ltd.	1.49
Larsen & Toubro Ltd.	1.44
Bajaj Auto Ltd.	1.42
Total	17.63

TOP 5 SECTORS



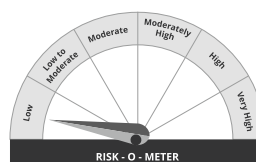
Product Label

This product is suitable for investors who are seeking*:

- Income over a short term investment horizon.
- Investments predominantly in arbitrage opportunities in the cash and derivative segments of the equity markets and by investing the balance in debt and money market instruments

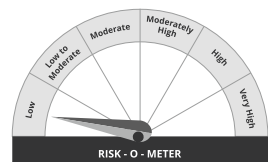
*Investors should consult their financial advisors if in doubt about whether the product is suitable for them.

Tata Arbitrage Fund



Investors understand that their principal will be at Low Risk

Nifty 50 Arbitrage Index



Investors understand that their principal will be at Low Risk