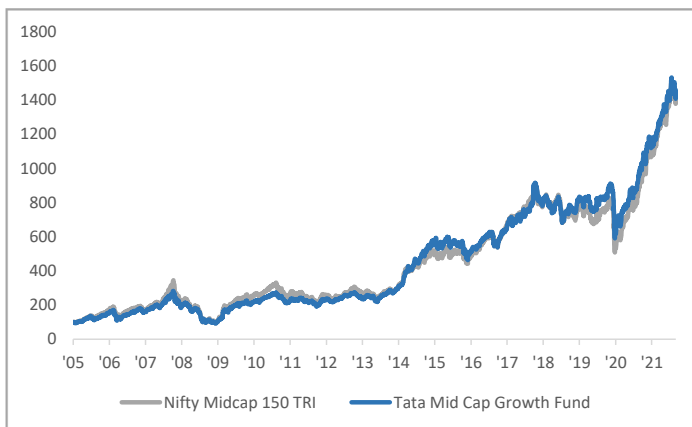


Tata Mid Cap Growth Fund	
Investment Approach	Current Positioning
<p>The fund follows a bottom up approach, which is sector agnostic and is independent of benchmark.</p> <p>We expect a broad based economic recovery with higher participation from multiple sectors. Hence, as a strategy we have further diversified our portfolio.</p> <p>A company's financial strength and future runway for growth is the criteria for selection.</p> <p>Across sectors our stock picking remains defined by strong balance sheet, resilient business model, compounding growth opportunities, agile market leaders with evident market share gains.</p>	<ul style="list-style-type: none"> <li>Fund is well diversified with sectors like Consumer discretionary, Chemicals, Gas, Financials, Auto ancillary, Utilities, IT and Industrials adequately represented in the portfolio.</li> <li>We remain overweight on Consumption, purely discretionary where we believe the runway for growth is high and sustainable over long term horizon. Also in the near term discretionary is a good play on economy recovery.</li> <li>We have overweight stance on Agri-inputs, Manufacturing and IT. These will benefit from sector tailwinds and meaningful export opportunities.</li> </ul>

Based on current views and subject to change

## Fund Performance

### NAV Movement since 2005 (Rebased to 100)



### Risk Metrics (on the basis of past 3 year performance)

Statistic	Fund	Sensex
Std. Dev	23.27	27.20
Sharpe Ratio	0.26	0.21
Portfolio Beta	0.83	1.00
R Squared	0.94	1.00
Treynor	2.09	1.60
Jenson	0.40	NA

### Performance in SEBI format

Tata Mid Cap Growth Fund			Nifty Midcap 100 TRI <sup>*</sup>		Nifty 50 TRI <sup>#</sup>	
Period	Return %	Rs.	Return %	Rs.	Return %	Rs.
1 Year	43.78%	14,421	51.38%	15,190	32.19%	13,249
3 Year	23.47%	18,834	20.34%	17,438	17.38%	16,182
5 Year	19.91%	24,806	15.94%	20,957	17.04%	21,968
Since Inception	13.38%	313,783	NA	NA	11.17%	182,530

Fund Managers: Satish Chandra Mishra (Managing Since 09-Mar-21) & Abhinav Sharma (Managing Since 09-Mar-21)

For performance of other schemes managed by scheme fund managers refer page 3

# FUND SNAPSHOT

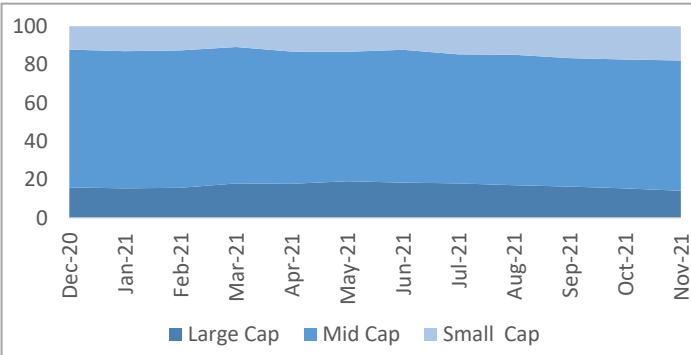
## Top 10 Holding (%)

Company	Fund	Benchmark
Voltas Ltd.	3.55	2.10
Crompton Greaves Consumer Electri-	3.13	1.99
Navin Fluorine International Ltd.	3.03	0.98
P.i. Industries Ltd.	2.66	
Page Industries Ltd.	2.64	1.68
Jindal Steel & Power Ltd.	2.6	
Tata Power Co. Ltd.	2.58	2.77
Max Financial Services Ltd.	2.51	1.54
ACC Ltd.	2.51	
Knr Construction	2.44	

## Top 10 Sectors (%)

Sector	Fund	Benchmark
Financial Services	18.18	17.99
Industrial Manufacturing	11.32	7.64
Consumer Goods	9.34	9.69
It	8.17	7.54
Consumer Services	7.75	4.28
Fertilisers & Pesticides	5.47	0.67
Construction	5.33	2.93
Pharma	5.27	6.96
Automobile	5.18	8.49
Oil & Gas	4.04	7.53

<b>Type of Fund</b>	An open-ended equity scheme predominantly investing in mid cap stocks.
<b>Benchmark</b>	Nifty Midcap 100 TRI
<b>Monthly Average AUM</b>	Rs. 1493.36 Crores
<b>Inception Date</b>	July 01,1994
<b>Expense Ratio</b>	Direct-1.07   Regular- 2.46
<b>Fund Manager*</b>	Satish Chandra Mishra (Managing Since 09-Mar-21) & Abhinav Sharma (Managing Since 09-Mar-21)
<b>No. of Stocks</b>	55



**Market capitalization as per SEBI circular:** A) Large Cap: 1st-100th company in terms of full market capitalization. B) Mid Cap: 101st-250th company in terms of full market capitalization. C) Small Cap: 251st company onwards in terms of full market capitalization.

## Performance of other funds managed by the Fund Managers

Satish Chandra Mishra	1 Year	3 Year	5 Year
Tata Resources & Energy Fund	47.82	26.74	16.92
Nifty Commodities TRI	51.99	19.03	14.39
Tata Small Cap Fund	72.26	28.48	NA
Nifty Smallcap 100 TRI	62.98	20.90	NA
Tata Hybrid Equity Fund	28.19	13.12	10.58
Crisil Hybrid 25+75 - Aggressive Index	27.44	16.69	15.06
Abhinav Sharma	1 Year	3 Year	5 Year
Tata Infrastructure Fund	59.00	20.04	14.45
S&P BSE India Infrastructure TRI	65.59	15.18	9.80
Tata Flexi Cap Fund	32.15	16.36	NA
S&P BSE 500 TRI	38.13	18.70	NA
Tata Ethical Fund	46.05	21.56	16.92
Nifty 500 Shariah TRI	44.83	23.51	19.83

Total Schemes managed by Satish Chandra Mishra: 4, by Abhinav Sharma :4

Disclaimer: 1) Scheme returns in terms of CAGR are provided for past 1 year, 3 years, 5 years and since inception. 2) Point-to-point returns on a standard investment of Rs. 10,000/- are in addition to CAGR for the schemes. 3) Different plans shall have a different expense structure. The performance details provided herein are of regular plan growth option except for TATA Mid Cap Growth Fund where performance details given is for regular plan dividend option. 4) NA stands for schemes in existence for more than 1 year but less than 3 years or 5 years, or instances where benchmark data for for corresponding period not available. 5) Period for which schemes performance has been provided is computed basis last day of the month - ended preceding the date of advertisement. 6) Past performance may or may not be sustained in future. For computation of since inception returns the allotment NAV has been taken as Rs. 10.00. Where the scheme has been in existence for less than six months past performance shall not be provided. Further, if the scheme has been in existence for more than six months but less than one year, then simple annualized growth rate of the scheme for the past 6 months from the last day of month-end preceding the date of advertisement shall be provided.7) For Benchmark Indices Calculations , Total Return Index(TRI) has been used. Where ever TRI not available Composite CAGR has been disclosed .Please refer Disclaimer sheet for composite CAGR disclosure

Scheme Name	Index Name	Since Inception
Tata Mid Cap Growth Fund - Reg - Dividend	Nifty 50 TRI	As TRI data is not available since Since Inception of the scheme, benchmark performance is calculated using composite CAGR of Nifty 50 PRI values from date 01-Jul-1994 to date 30-Jun-1999 and TRI values since date 30-Jun-1999

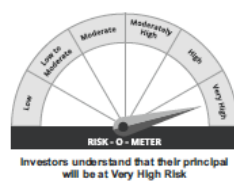
Past performance may or may not be sustained in future

This product is suitable for investors who are seeking\*

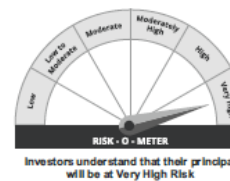
- Long Term Capital Appreciation.
- Investment predominantly in equity & equity related instruments of growth oriented mid cap companies

\*Investors should consult their financial advisors if in doubt about whether the product is suitable for them

Tata Mid Cap Growth Fund



Nifty Mid Cap 100 TRI



**Mutual Fund Investments are subject to market risks, read all Scheme related documents carefully.**