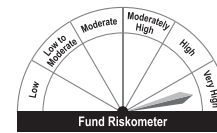


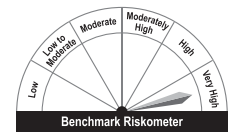
# Tata Mid Cap Growth Fund

(An open-ended equity scheme predominantly investing in mid cap stocks.)

As on 28th February 2023



Investors understand that their principal will be at Very High Risk



Benchmark Riskometer is at Very High Risk

## INVESTMENT STYLE

An equity scheme with focus towards mid cap stocks.

## INVESTMENT OBJECTIVE

To provide income distribution and / or medium to long term capital gains. Investments would be focused towards mid-cap stocks. However, there is no assurance or guarantee that the investment objective of the Scheme will be achieved. The scheme does not assure or guarantee any returns.

## DATE OF ALLOTMENT

July 1, 1994

## FUND MANAGER

Satish Chandra Mishra (Managing Since 09-Mar-21 and overall experience of 15 years )

## ASSISTANT FUND MANAGER

Abhinav Sharma (Managing Since 09-Mar-21 and overall experience of 15 years)

## BENCHMARK

Nifty Midcap 150 TRI

## NAV

Direct - Growth	:	265.6797
Direct - IDCW	:	87.6996
Reg - Growth	:	240.2917
Reg - IDCW	:	66.3289

## FUND SIZE

Rs. 1759.67 (Rs. in Cr.)

## MONTHLY AVERAGE AUM

Rs. 1773.31 (Rs. in Cr.)

## TURN OVER

Portfolio Turnover (Equity component only) 71.27%

## EXPENSE RATIO\*\*

Direct	0.98
Regular	2.16

\*\*Note: The rates specified are actual month end expenses charged as on Feb 28, 2023. The above ratio includes the Service tax on Investment Management Fees. The above ratio excludes, borrowing cost, wherever applicable.

## VOLATILITY MEASURES ^ FUND BENCHMARK

Std. Dev (Annualised)	22.85	25.80
Sharpe Ratio	0.56	0.69
Portfolio Beta	0.85	NA
R Squared	0.96	NA
Treynor	1.26	NA
Jenson	-0.19	NA

^ Risk-free rate based on the RBI Overnight MIBOR rate of 6.7% as on Feb 28, 2023

For calculation methodology please refer to Pg 85

## MINIMUM INVESTMENT/ MULTIPLES FOR NEW INVESTMENT

Rs. 5,000/- and in multiples of Re. 1/- thereafter.

## ADDITIONAL INVESTMENT/ MULTIPLES FOR EXISTING INVESTORS

Rs. 1,000/- and multiples of Re. 1/- thereafter.

## LOAD STRUCTURE

Entry Load : Not Applicable

## Exit Load :

- 1) On or before expiry of 365 days from the date of allotment: If the withdrawal amount or switched out amount is not more than 12% of the original cost of investment: NIL
- 2) On or before expiry of 365 days from the date of allotment: If the withdrawal amount or switched out amount is more than 12% of the original cost of investment: 1%
- 3) Redemption after expiry of 365 days from the date of allotment: NIL (w.e.f 5th November, 2018)

Please refer to our Tata Mutual Fund website for fundamental changes, wherever applicable



## PORTFOLIO

Company name	No. of Shares	Market Value Rs. Lakhs	% of Assets
<b>Equity &amp; Equity Related Total</b>		<b>171967.40</b>	<b>97.75</b>
<b>Aerospace And Defense</b>			
Bharat Electronics Ltd.	3000000	2838.00	1.61
<b>Agricultural, Commercial &amp; Construction Vehicles</b>			
Ashok Leyland Ltd.	2000000	2910.00	1.65
<b>Auto Components</b>			
Uno Minda Ltd.	620004	3142.49	1.79
Bosch Ltd.	14790	2661.65	1.51
Schaeffler Ltd.	60000	1789.11	1.02
<b>Automobiles</b>			
Eicher Motors Ltd.	160000	4969.44	2.82
<b>Banks</b>			
Indian Bank	2183411	5613.55	3.19
Rbl Bank Ltd.	3465000	5400.20	3.07
IDFC First Bank Ltd.	9592567	5290.30	3.01
Federal Bank Ltd.	4000000	5166.00	2.94
<b>Cement &amp; Cement Products</b>			
The Ramco Cements Ltd.	462735	3306.24	1.88
ACC Ltd.	178000	3082.43	1.75
<b>Chemicals &amp; Petrochemicals</b>			
Navin Fluorine International Ltd.	105000	4334.51	2.46
Linde India Ltd.	57580	2143.01	1.22
Tata Chemicals Ltd.	200000	1950.00	1.11
<b>Construction</b>			
Knr Constructions Ltd.	690552	1768.16	1.00
<b>Consumer Durables</b>			
Kajaria Ceramics Ltd.	375384	4034.06	2.29
Voltas Ltd.	359000	3202.28	1.82
Crompton Greaves Consumer Electricals Ltd.	600000	1823.10	1.04
<b>Diversified</b>			
3M India Ltd.	8046	1841.64	1.05
<b>Electrical Equipment</b>			
Thermax Ltd.	296778	6389.63	3.63
Bharat Heavy Electricals Ltd.	3900000	2722.20	1.55
Kec International Ltd.	444607	1997.40	1.14
<b>Entertainment</b>			
Zee Entertainment Enterprises Ltd.	1200000	2347.20	1.33
<b>Fertilizers &amp; Agrochemicals</b>			
Pi Industries Ltd.	166400	5157.65	2.93
Coromandel International Ltd.	372081	3343.33	1.90
<b>Finance</b>			
Crisil	123901	4196.77	2.38
Creditaaccess Grameen Ltd.	390529	3768.41	2.14
LIC Housing Finance Ltd.	901100	3158.81	1.80

## SIP - If you had invested INR 10000 every month

	1 Year	3 Year	5 Year	7 Year	10 Year	Since Inception
Total Amount Invested (Rs.)	1,20,000	3,60,000	6,00,000	8,40,000	12,00,000	22,70,000
Total Value as on Feb 28, 2023 (Rs.)	1,20,333	4,54,901	8,82,170	14,14,128	28,12,422	1,28,27,436
Returns	0.52%	15.85%	15.44%	14.64%	16.26%	16.11%
Total Value of B: Nifty Midcap 150 TRI	1,21,543	4,85,429	9,34,368	14,73,320	28,80,375	1,00,36,110
B: Nifty Midcap 150 TRI	2.41%	20.48%	17.79%	15.79%	16.70%	15.31%
Total Value of AB: Nifty 50 TRI	1,20,596	4,44,244	8,34,042	13,32,986	23,08,539	85,96,583
AB: Nifty 50 TRI	0.93%	14.19%	13.16%	12.98%	12.57%	12.62%

(Inception date :01-Jul-1994) (First Installment date : 01-Apr-2004)

Past performance may or may not be sustained in the future. Returns greater than 1 year period are compounded annualized. Income Distribution cum capital withdrawals are assumed to be reinvested and bonus is adjusted. Load is not taken in to consideration. For SIP returns, monthly investment of equal amounts invested on the 1st day of every month has been considered.

For scheme performance refer pages 69 - 83.

\*B: Benchmark, AB: Additional Benchmark; For Scheme Risk-O-Meter and Scheme Benchmark Risk-O-Meter please refer page number 84 of Factsheet.

Source: MFI Explorer

## Top 10 Holdings Equity

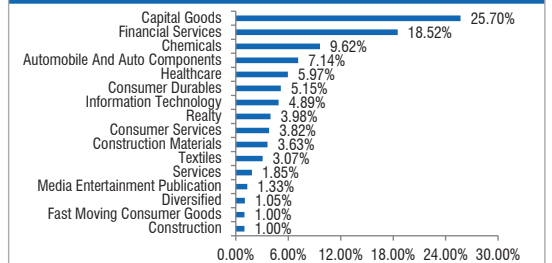
Issuer Name	% to NAV
Thermax Ltd.	3.63
Aia Engineering Ltd.	3.39
Indian Bank	3.19
Rbl Bank Ltd.	3.07
Cummins India Ltd.	3.03
IDFC First Bank Ltd.	3.01
Federal Bank Ltd.	2.94
P.i. Industries Ltd.	2.93
Eicher Motors Ltd.	2.82
Navin Fluorine International Ltd.	2.46
<b>Total</b>	<b>30.47</b>

## Market Capitalisation wise Exposure

Large Cap	16.27%
Mid Cap	68.95%
Small Cap	14.78%

Market Capitalisation is as per list provided by AMFI.

## Sector Allocation



## NAV Movement

