

# Tata Floating Rate Fund

(An open ended debt scheme investing predominantly in floating rate instruments (including fixed rate instruments converted to floating rate exposures using swaps/ derivatives). A Relatively High Interest Rate Risk and Moderate Credit Risk.)

As on 31st August 2023

## INVESTMENT STYLE

An open-ended debt scheme investing predominantly in floating rate instruments (including fixed rate instruments converted to floating rate exposures using swaps/ derivatives)

## INVESTMENT OBJECTIVE

The objective of the scheme is to generate income through investment primarily in floating rate debt instruments, fixed rate debt instruments swapped for floating rate returns and money market instruments.

However, there is no assurance or guarantee that the investment objective of the Scheme will be achieved. The scheme does not assure or guarantee any returns.

## DATE OF ALLOTMENT

July 07, 2021

## FUND MANAGER

Akhil Mittal (Managing Since 21-Jun-21 and overall experience of 22 years)

## BENCHMARK

CRISIL Short Term Bond Index

## NAV

Direct- Growth	:	11.2339
Direct- Monthly IDCW	:	11.2339
Direct- Periodic IDCW	:	11.2339
Direct- Quarterly IDCW	:	11.2339
Reg - Growth	:	11.1276
Reg - Monthly IDCW	:	11.1276
Reg - Periodic IDCW	:	11.1276
Reg - Quarterly IDCW	:	11.1276

## FUND SIZE

Rs. 258.58 (Rs. in Cr.)

## MONTHLY AVERAGE AUM

Rs. 267.91 (Rs. in Cr.)

## EXPENSE RATIO\*\*

Direct	0.30
Regular	0.73

\*\*Note: The rates specified are actual month end expenses charged as on Aug 31, 2023. The above ratio includes the Service tax on Investment Management Fees. The above ratio excludes, borrowing cost, wherever applicable.

For calculation methodology please refer Pg 85

Portfolio Macaulay Duration	:	1.26 Years
Modified Duration	:	1.19 Years
Average Maturity	:	1.46 Years

Annualized Yield to Maturity (For Debt Component)\*  
- Including Net Current Assets : 7.82%

\*Computed on the invested amount for debt portfolio.

YTM, Macaulay Duration and Modified Duration is post adjustment of IRS positions in the Fund. For details of IRS positions please refer to Monthly Portfolio.

## MINIMUM INVESTMENT/ MULTIPLES FOR NEW INVESTMENT

Rs. 5,000/- and in multiples of Re. 1/- thereafter.

## ADDITIONAL INVESTMENT/ MULTIPLES FOR EXISTING INVESTORS

Rs. 1,000/- and multiples of Re. 1/- thereafter.

## LOAD STRUCTURE

Entry Load : Not Applicable  
Exit Load : Nil

Please refer to our Tata Mutual Fund website for fundamental changes, wherever applicable



## PORTFOLIO

Name of the Instrument	Ratings	Market Value Rs. Lakhs	% to NAV
<b>Debt Instruments</b>			
<b>Government Securities</b>		<b>3449.57</b>	<b>13.34</b>
SDL Karnataka 5.75% (10/06/2025)	SOV	2438.83	9.43
SDL Andhra Pradesh 8.09% (28/01/2025)	SOV	1010.74	3.91
<b>Non-Convertible Debentures/Bonds</b>		<b>21293.05</b>	<b>82.35</b>
Varanasi Sangam Expressway Pvt. Ltd.			
- Frb(GR Infra Projects, NHAI Annuity)	IND AAA	3054.90	11.81
07.47 % Small Indust Devlop Bank			
Of India	CRISIL AAA	2491.58	9.64
Rec Ltd. - Frb	CRISIL AAA	2493.84	9.64
07.50 % Nabard	CRISIL AAA	2492.65	9.64
Power Finance Corporation - Frb	CRISIL AAA	1997.17	7.72
06.00 % Hdb Financial Services Ltd.			
(HDFC Ltd.)	CRISIL AAA	1938.26	7.50
ICICI Home Finance Co.Ltd. - Frb	CRISIL AAA	1502.18	5.81
Hero Fincorp Ltd. - Frb	CRISIL AA+	1500.77	5.80
06.49 % Yarrow Infrastructure Pvt			
Ltd. (Sembcorp Group, Temasek)	CRISIL AAA	1339.25	5.18
07.85 % Indinfravit Trust	ICRA AAA	991.80	3.84
07.08 % Cholamandalam Invt &			
Fin Co Ltd.	ICRA AA+	984.32	3.81
08.45 % HDFC Bank Ltd.	CRISIL AAA	506.33	1.96

## SIP - If you had invested INR 10000 every month

	1 Year	3 Year	5 Year	7 Year	10 Year	Since Inception
Total Amount Invested (Rs.)	1,20,000	NA	NA	NA	NA	2,50,000
Total Value as on Aug 31, 2023 (Rs.)	1,24,561	NA	NA	NA	NA	2,66,467
Returns	7.14%	NA	NA	NA	NA	6.02%
Total Value of B: CRISIL Short Term Bond Index	1,24,754	NA	NA	NA	NA	2,66,151
B: CRISIL Short Term Bond Index	7.44%	NA	NA	NA	NA	5.91%
Total Value of AB: CRISIL 10 Year Gilt Index	1,25,136	NA	NA	NA	NA	2,65,159
AB: CRISIL 10 Year Gilt Index	8.05%	NA	NA	NA	NA	5.55%

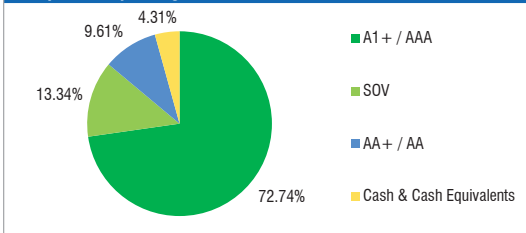
(Inception date :07-Jul-2021) (First Installment date : 01-Aug-2021)

Past performance may or may not be sustained in the future. Returns greater than 1 year period are compounded annualized. Income Distribution cum capital withdrawals are assumed to be reinvested and bonus is adjusted. Load is not taken in to consideration. For SIP returns, monthly investment of equal amounts invested on the 1st day of every month has been considered.

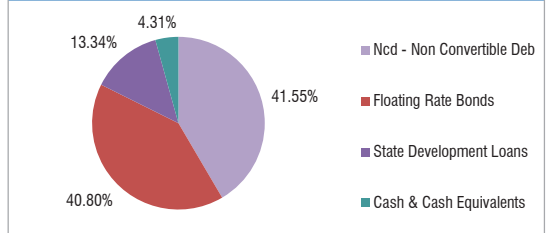
For scheme performance refer pages 69 - 83.

\*B: Benchmark, AB: Additional Benchmark; For Scheme Risk-O-Meter and Scheme Benchmark Risk-O-Meter please refer page number 84 of Factsheet. Source: MFI Explorer

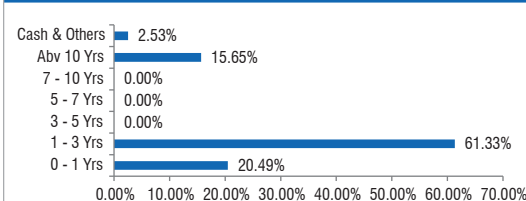
## Composition by Ratings



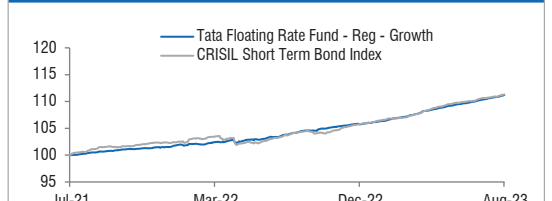
## Instrument Wise Composition



## Maturity Ladder



## NAV Movement



Investors understand that their principal will be at Low to Moderate Risk



Benchmark Riskometer is at Moderate Risk

Name of the Instrument	Ratings	Market Value Rs. Lakhs	% to NAV
<b>Treps</b>		<b>460.00</b>	<b>1.78</b>
<b>Portfolio Total</b>		<b>25202.62</b>	<b>97.47</b>
<b>Cash / Net Current Asset</b>		<b>655.42</b>	<b>2.53</b>
<b>Net Assets</b>		<b>25858.04</b>	<b>100.00</b>