

Tata Floating Rate Fund

(An open ended debt scheme investing predominantly in floating rate instruments (including fixed rate instruments converted to floating rate exposures using swaps/ derivatives), A Relatively High Interest Rate Risk and Moderate Credit Risk.)

As on 31st July 2022

INVESTMENT STYLE

An open-ended debt scheme investing predominantly in floating rate instruments (including fixed rate instruments converted to floating rate exposures using swaps/ derivatives)

INVESTMENT OBJECTIVE

The objective of the scheme is to generate income through investment primarily in floating rate debt instruments, fixed rate debt instruments swapped for floating rate returns and money market instruments.

However, there is no assurance or guarantee that the investment objective of the Scheme will be achieved. The scheme does not assure or guarantee any returns.

DATE OF ALLOTMENT

July 07, 2021

FUND MANAGER

Akhil Mittal (Managing Since 21-Jun-21 and overall experience of 20 years)

BENCHMARK

CRISIL Short Term Bond Fund Index

NAV

Direct- Growth	:	10.4302
Direct- Monthly IDCW	:	10.4302
Direct- Periodic IDCW	:	10.4302
Direct- Quarterly IDCW	:	10.4302
Reg - Growth	:	10.3792
Reg - Monthly IDCW	:	10.3792
Reg - Periodic IDCW	:	10.3792
Reg - Quarterly IDCW	:	10.3792

FUND SIZE

Rs. 400.08 (Rs. in Cr.)

MONTHLY AVERAGE AUM

Rs. 418.17 (Rs. in Cr.)

EXPENSE RATIO**

Direct	0.30
Regular	0.73

**Note: The rates specified are actual month end expenses charged as on Jul 31, 2022. The above ratio includes the Service tax on Investment Management Fees. The above ratio excludes, borrowing cost, wherever applicable.

VOLATILITY MEASURES ^ FUND BENCHMARK

Std. Dev (Annualised)	0.49	1.82
Portfolio Beta	0.17	1.00
R Squared	0.35	1.00
Treynor	-0.81	-0.18
Jenson	-0.11	NA

^ Risk-free rate based on the FBIL Overnight MIBOR rate of 5.25% as on Jul 29, 2022

For calculation methodology please refer Pg 74

Portfolio Macaulay Duration	:	1.06 Years
Modified Duration	:	1.06 Years
Average Maturity	:	1.36 Years

Gross Yield to Maturity (For Debt Component)*
- Including Net Current Assets : 6.48%

*Computed on the invested amount for debt portfolio.

YTM, Macaulay Duration and Modified Duration is post adjustment of IRS positions in the Fund. For details of IRS positions please refer to Monthly Portfolio.

MINIMUM INVESTMENT/ MULTIPLES FOR NEW INVESTMENT

Rs. 5,000/- and in multiples of Re. 1/- thereafter.

ADDITIONAL INVESTMENT/ MULTIPLES FOR EXISTING INVESTORS

Rs. 1,000/- and multiples of Re. 1/- thereafter.

LOAD STRUCTURE

Entry Load : Not Applicable
Exit Load : Nil

Please refer to our Tata Mutual Fund website for fundamental changes, wherever applicable



PORTFOLIO

Name of the Instrument	Ratings	Market Value Rs. Lakhs	% to NAV
Debt Instruments			
Government Securities		1043.56	2.61
SDL Haryana 9.71% (12/03/2024)	SOV	1043.56	2.61
Non-Convertible Debentures/Bonds		28088.58	70.21
Rec Ltd. - Frb	CRISIL AAA	5021.26	12.55
Power Finance Corporation - Frb	CRISIL AAA	4532.98	11.33
Varanasi Sangam Expressway Pvt. Ltd. - Frb ((Vinod Kumar Agarwal, Ajendra Kumar Agarwal, Purshottam Agarwal And Lokesh Builders Pvt Ltd.)	IND AAA	3238.34	8.09
HDFC Ltd. - Frb	CRISIL AAA	2504.43	6.26
05.35 % Telesonic Networks Ltd. (Bharti Group)	CRISIL AA+	2470.77	6.18
05.85 % Tata Capital Financial Services Ltd.	CRISIL AAA	2419.77	6.05
Shriram Trans. Fin. Co. Ltd. - Frb	CRISIL AA+	2045.16	5.11
Hero Fincorp Ltd. - Frb	CRISIL AA+	1507.23	3.77
ICICI Home Finance Co.Ltd. - Frb	CRISIL AAA	1500.89	3.75
05.60 % Bajaj Housing Finance Ltd.	CRISIL AAA	1454.58	3.64
06.49 % Yarrow Infrastructure Pvt Ltd. (Vector Green)	CRISIL AAA	1393.17	3.48

SIP - If you had invested INR 10000 every month

	1 Year	3 Year	5 Year	7 Year	10 Year	Since Inception
Total Amount Invested (Rs.)	1,20,000	NA	NA	NA	NA	1,20,000
Total Value as on Jul 31, 2022 (Rs.)	1,22,367	NA	NA	NA	NA	1,22,367
Returns	3.73%	NA	NA	NA	NA	3.73%
Total Value of B: CRISIL Short Term Bond Fund Index	1,21,496	NA	NA	NA	NA	1,21,496
B: CRISIL Short Term Bond Fund Index	2.35%	NA	NA	NA	NA	2.35%
Total Value of AB: CRISIL 10 Year Gilt Index	1,19,104	NA	NA	NA	NA	1,19,104
AB: CRISIL 10 Year Gilt Index	-1.40%	NA	NA	NA	NA	-1.40%

(Inception date :07-Jul-2021) (First Installment date : 01-Aug-2021)

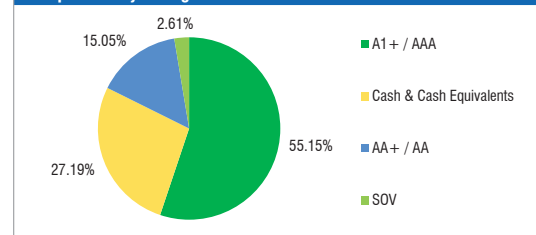
Past performance may or may not be sustained in the future. Returns greater than 1 year period are compounded annualized. Income Distribution cum capital withdrawals are assumed to be reinvested and bonus is adjusted. Load is not taken in to consideration. For SIP returns, monthly investment of equal amounts invested on the 1st day of every month has been considered.

For scheme performance refer pages 58- 72.

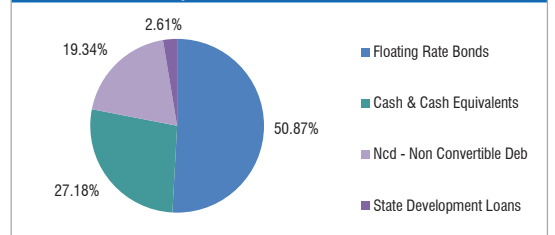
*B: Benchmark, AB: Additional Benchmark; For Scheme Risk-O-Meter and Scheme Benchmark Risk-O-Meter please refer page number 73 of Factsheet. Source: MFI Explorer

For Scheme Risk-O-Meter and Scheme Benchmark Risk-O-Meter please refer page number 73 of Factsheet.

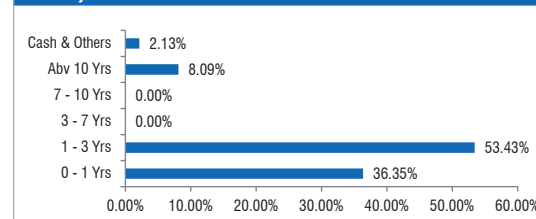
Composition by Ratings



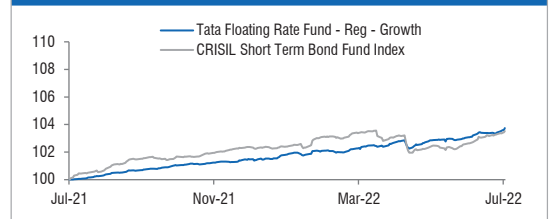
Instrument Wise Composition



Maturity Ladder



NAV Movement



Investors understand that their principal will be at Low to Moderate Risk



Benchmark Riskometer is at Moderate Risk

Name of the Instrument	Ratings	Market Value Rs. Lakhs	% to NAV
Repo		10027.12	25.06
Portfolio Total		39159.26	97.88
Cash / Net Current Asset		848.52	2.12
Net Assets		40007.78	100.00