



How much will your current lifestyle cost at 60?

As on 30th April 2019

DATE OF ALLOTMENT

November 01, 2011

BENCHMARK: S&P BSE Sensex TRI (WEF From 1st February 2018)

FUND SIZE: Rs. 618.63 (Rs. in Cr.)

MONTHLY AVERAGE AUM: Rs. 613.61 (Rs. in Cr.)

EXIT LOAD: (A) If redemption or switch out on or after attainment of retirement age i.e. 60years: Nil. (B) In case of Auto switch out of units on occurrence of Auto switch trigger event : NIL (C) If redeemed before 61 months from the date of allotment.: 1%.
Exit Load Free Switch-outs*: After completion of 5 years from the date of allotment, investors can avail exit load free switch from one plan to other plan of 'the Fund. However, this facility is available for a maximum six occasions during the tenure of investment in the Fund.

EXPENSE RATIO

Direct 0.98
 Regular 2.66

VOLATILITY MEASURES

Std. Dev (Annualised) 15.41
 Sharpe Ratio 0.19
 Portfolio Beta 0.96

Minimum Investment

Rs. 5,000/- and in multiples of Re. 1/- thereafter

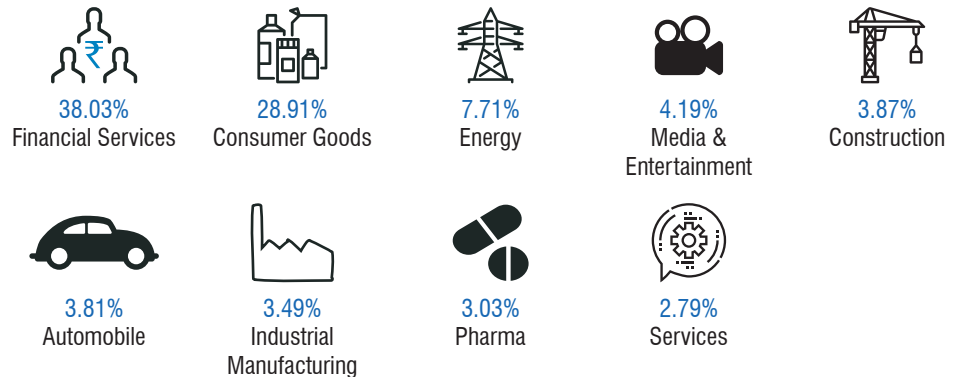
WHY TATA RETIREMENT SAVINGS FUND - PROGRESSIVE PLAN ?

- Actively managed diversified equity fund.
- Invests across market capitalization and sectors.
- Undertakes rigorous research to identify opportunities in equity markets.
- Predominantly a equity oriented savings scheme which provides tool for retirement planning to individual investors.

TOP 10 EQUITY HOLDINGS

Issuer Name	% to NAV
HDFC Bank Ltd.	9.48
ITC Ltd.	7.71
ICICI Bank Ltd.	6.17
Kotak Mahindra Bank	4.25
Reliance Industries Ltd.	4.17
HDFC Ltd.	3.93
Larsen & Toubro Ltd.	3.87
Bata India Ltd.	2.95
Hindustan Unilever Ltd.	2.94
Container Corporation Of India Ltd.	2.79

SECTOR ALLOCATION



Investors understand that their principal will be at Moderately High risk

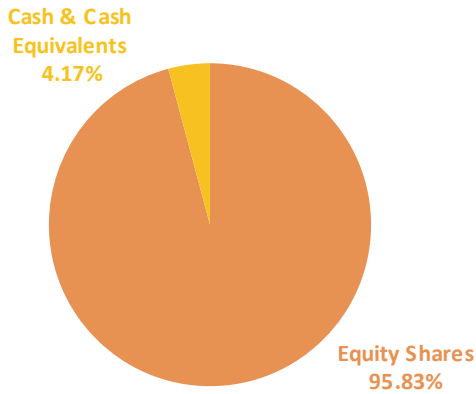
This product is suitable for investors who are seeking*:

- Long Term Capital Appreciation.
- An equity oriented (between 85%-100%) savings scheme which provides tool for retirement planning to individual investors.

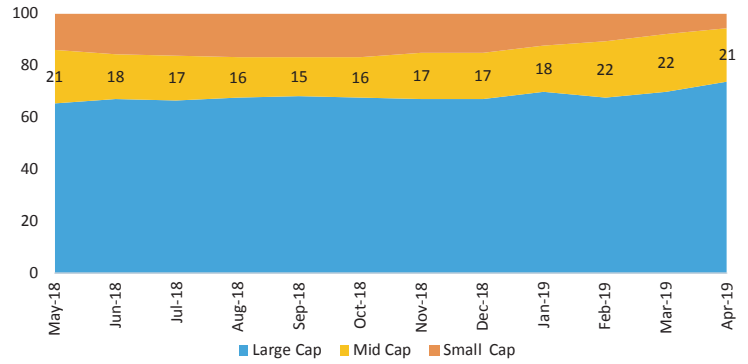
*Investors should consult their financial advisors if in doubt about whether the product is suitable for them.

Mutual Fund Investments are subject to market risks, read all Scheme related documents carefully.

PORTFOLIO COMPOSITION



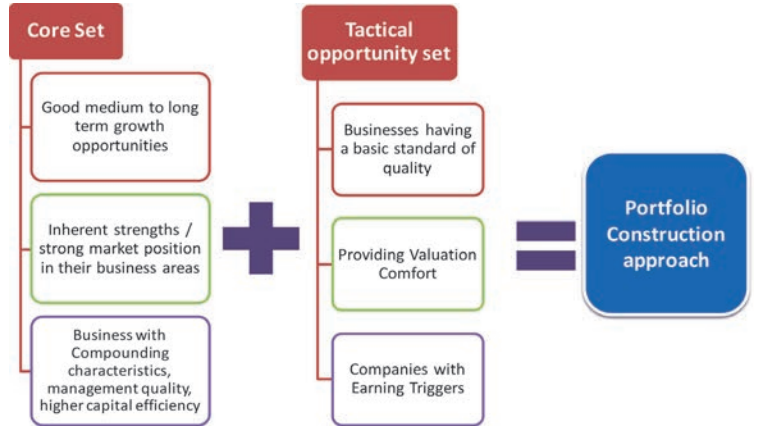
MARKET CAPITALIZATION WISE EXPOSURE



Last 12 months Market cap history. For details please see disclaimer

OUR APPROACH TO EQUITY INVESTMENTS

Growth At Reasonable Price -
Our Predominant Investment Style



DISCLAIMERS AND OTHER STATUTORY DISCLOSURES

Market capitalization as per AMFI circular: A) Large Cap: 1st-100th company in terms of full market capitalization. B) Mid Cap: 101st-250th company in terms of full market capitalization. C) Small Cap: 251st company onwards in terms of full market capitalization.

For detailed month end portfolio and scheme performance in SEBI prescribed format, please visit: www.tatamutualfund.com

FUND MANAGERS



Sonam Udasi (Fund Manager) (for equity portfolio)
Managing Since 1st April 2016 and overall experience of 20 years.



Murthy Nagarajan (Fund Manager) (Debt Portfolio)
Managing Since 1st April 2017 and overall experience of 21 years.



Ennette Fernandes (Assistant Fund Manager) (for equity portfolio)
Managing Since 18th June 2018 and overall experience of 9 years.

Distributed by: