

TATA

HYBRID EQUITY FUND

(An open-ended hybrid scheme investing predominantly in equity & equity related instruments)

TATA
MUTUAL
FUND



*108 consecutive dividends in the Monthly Dividend Option (Regular Plan) including for record date 3rd June, 2019. Past performance may or may not be sustained in future. Monthly income is not assured and is subject to availability of distributable surplus.

An ideal portfolio needs a mix of Equity and Debt



As on 31st July 2019

DATE OF ALLOTMENT: October 08, 1995

BENCHMARK

CRISIL Hybrid 25 + 75 Aggressive Index (w.e.f. 3rd May 2018)

FUND SIZE: Rs. 4342.12 (Rs. in Cr.)

MONTHLY AVERAGE AUM: Rs. 4457.44 (Rs. in Cr.)

EXIT LOAD: 1) On or before expiry of 365 days from the date of allotment: If the withdrawal amount or switched out amount is not more than 12% of the original cost of investment: NIL. 2) On or before expiry of 365 days from the date of allotment: If the withdrawal amount or switched out amount is more than 12% of the original cost of investment: 1%. 3) Redemption after expiry of 365 days from the date of allotment: NIL - All above conditions (w.e.f 05-November-2018)

EXPENSE RATIO

Direct 0.91
Regular 1.94

VOLATILITY MEASURES

Portfolio Macauley Duration 2.44 Years
Modified Duration 2.29 Years
Average Maturity 3.22 Years
Gross YTM - Excl. NCA 8.61%

Minimum Investment

Rs. 5,000/- and in multiples of Re. 1/- thereafter

WHY TATA HYBRID EQUITY FUND?

- Focus on long term Wealth creation through a prudent combination of Equity and Debt
- Diversified equity portfolio of fundamentally strong companies across market cap and sectors
- Debt Portfolio to generate stable income reducing the overall volatility of the Fund

TOP 10 EQUITY HOLDINGS

Issuer Name	% to NAV
HDFC Bank Ltd.	9.00
ICICI Bank Ltd.	5.79
State Bank Of India	5.77
Tata Consultancy Services Ltd.	5.20
Reliance Industries Ltd.	4.45
ITC Ltd.	3.72
Infosys Ltd.	3.20
United Spirits Ltd.	3.01
Bajaj Auto Ltd.	2.92
Kotak Mahindra Bank	2.90

SECTOR ALLOCATION



29.67%
Financial Services



9.77%
Consumer Goods



9.39%
IT



8.24%
Energy



6.49%
Automobile



3.49%
Construction



2.16%
Pharma



1.70%
Cement & Cement Products

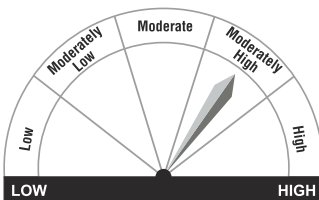


1.55%
Industrial Manufacturing



1.01%
Chemicals

Risk-O-Meter



Investors understand that their principal will be at Moderately High risk

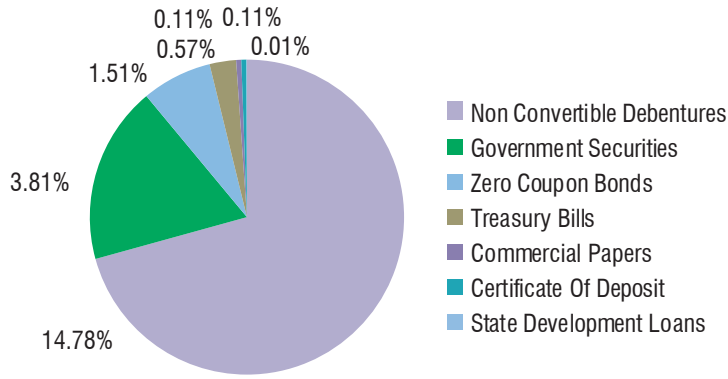
This product is suitable for investors who are seeking*:

- Long Term Capital Appreciation.
- Investment predominantly in equity & equity related instruments (65% - 80%) & some portion (between 20% to 35%) in fixed income instruments.

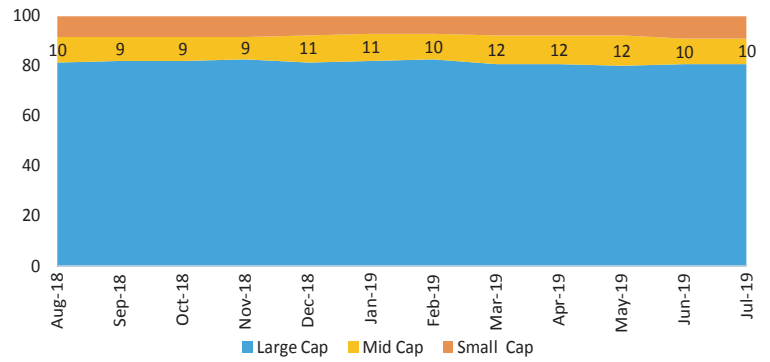
*Investors should consult their financial advisors if in doubt about whether the product is suitable for them.

Mutual Fund Investments are subject to market risks, read all Scheme related documents carefully.

DEBT PORTFOLIO COMPOSITION

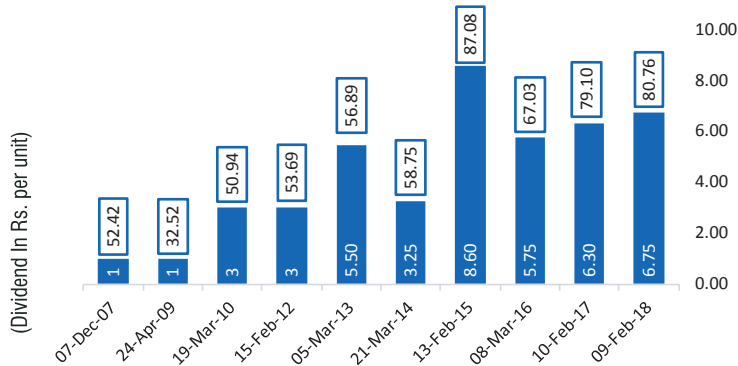


MARKET CAPITALIZATION WISE EXPOSURE



Last 12 months Market cap history. For details please see disclaimer

PERIODIC DIVIDEND PLAN



The boxes represent NAVs as on record date. Face Value is Rs. 10 Per Unit.

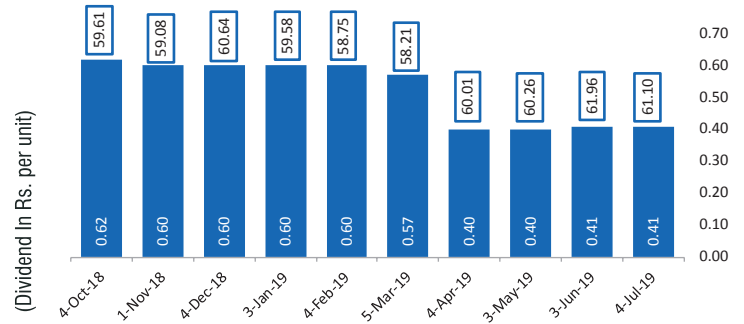
Pursuant to payments of dividend, the NAV of the Schemes would fall to the extent of payout, and statutory levy, if any. For complete details of NAV, Face Value and dividends, visit www.tatamutualfund.com. Past performance may or may not be sustained in future. Face Value is Rs. 10 Per Unit

DISCLAIMERS AND OTHER STATUTORY DISCLOSURES

Market capitalization as per SEBI circular: A) Large Cap: 1st-100th company in terms of full market capitalization. B) Mid Cap: 101st-250th company in terms of full market capitalization. C) Small Cap: 251st company onwards in terms of full market capitalization.

For detailed month end portfolio and scheme performance in SEBI prescribed format, please visit: www.tatamutualfund.com

MONTHLY DIVIDEND PLAN



The boxes represent NAVs as on record date. Face Value is Rs. 10 Per Unit.

FUND MANAGERS



Chandraprakash Padiyar (Senior Fund Manager)
Managing Since 03- September - 2018 and overall experience of 18 years (Equity)



Murthy Nagarajan (Fund Manager)
Managing Since 01- April - 2017 and overall experience of 21 years (Debt)

Distributed by: