



## When would you rather buy?

As on 28th February 2021

**DATE OF ALLOTMENT:** June 29, 2004

**BENCHMARK:** S&P BSE Sensex TRI (WEF From 1st February 2018)

**FUND SIZE:** Rs. 4553.04 (Rs. in Cr.)

**MONTHLY AVERAGE AUM:** Rs. 4683.80 (Rs. in Cr.)

**EXIT LOAD:** 1) On or before expiry of 12 months from the date of allotment: If the withdrawal amount or switched out amount is not more than 12% of the original cost of investment. -NIL 2) On or before expiry of 12 months from the date of allotment: If the withdrawal amount or switched out amount is more than 12% of the original cost of investment. -1% 3) Redemption after expiry of 12 months from the date of allotment. -NIL.

**EXPENSE RATIO**

Direct 0.80  
Regular 1.97

**VOLATILITY MEASURES**

Std. Dev (Annualised) 22.26  
Sharpe Ratio 0.06  
Portfolio Beta 0.95

**Minimum Investment**

Rs. 5,000/- and in multiples of Re. 1/- thereafter



Investors understand that their principal will be at Very High Risk

This product is suitable for investors who are seeking\*:

- Long Term Capital Appreciation.
- Investment (minimum 70%) in equity & equity related instruments of companies whose rolling P/E is lower than rolling P/E of S&P BSE Sensex.

\*Investors should consult their financial advisors if in doubt about whether the product is suitable for them.

**WHY TATA EQUITY P/E FUND?**

- Actively managed diversified equity fund.
- Primarily Invests in companies which have a lower rolling twelve month P/E ratio as compared to that of BSE Sensex.
- Focused on Value Investing.
- Ideal for core portfolio of investors.

**TOP 10 EQUITY HOLDINGS**

Issuer Name	% to NAV
HDFC Bank Ltd.	8.37
ICICI Bank Ltd.	8.11
Reliance Industries Ltd.	7.86
Infosys Ltd.	6.32
HDFC Ltd.	5.79
ITC Ltd.	5.48
HCL Technologies Ltd.	3.91
Axis Bank Ltd.	3.42
ACC Ltd.	3.05
Power Grid Corporation Of India Ltd.	2.82

**SECTOR ALLOCATION**



32.15%  
Finance Services



14.62%  
IT



10.92%  
Consumer Goods



10.08%  
Oil & Gas



9.04%  
Automobile



5.60%  
Pharma



4.64%  
Services



3.05%  
Cement & Cement Products



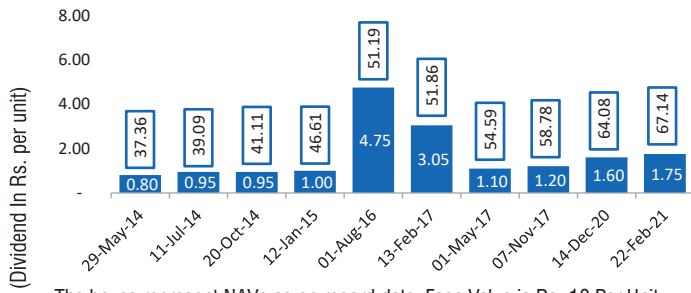
2.82%  
Power



1.97%  
Media & Entertainment

Mutual Fund Investments are subject to market risks, read all Scheme related documents carefully.

## DIVIDEND HISTORY (Last 10 Dividend History) (10% Dividend Trigger Plan)

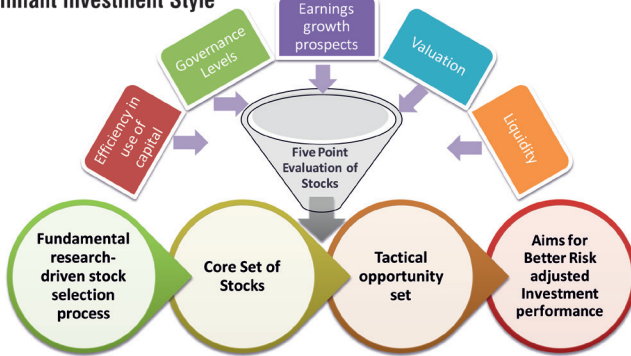


The boxes represent NAVs as on record date. Face Value is Rs. 10 Per Unit.

Pursuant to payments of dividend, the NAV of the Schemes would fall to the extent of payout, and statutory levy, if any. For complete details of NAV, Face Value and dividends, visit [www.tatamutualfund.com](http://www.tatamutualfund.com). Past performance may or may not be sustained in future. Face Value Per unit is Rs. 10

## OUR APPROACH TO EQUITY INVESTMENTS

Growth At Reasonable Price -  
Our Predominant Investment Style

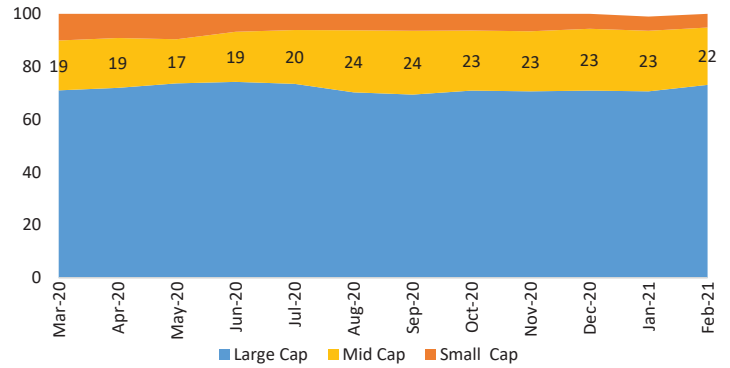


## DISCLAIMERS AND OTHER STATUTORY DISCLOSURES

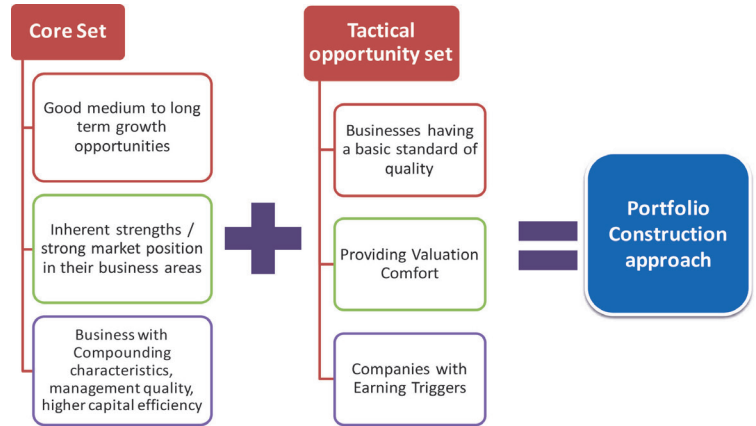
Market capitalization as per SEBI circular: A) Large Cap: 1st-100th company in terms of full market capitalization. B) Mid Cap: 101st-250th company in terms of full market capitalization. C) Small Cap: 251st company onwards in terms of full market capitalization.

For detailed month end portfolio and scheme performance in SEBI prescribed format, please visit: [www.tatamutualfund.com](http://www.tatamutualfund.com)

## MARKET CAPITALIZATION WISE EXPOSURE



Last 12 months Market cap history. For details please see disclaimer



## FUND MANAGERS



**Sonam Udasi** (Fund Manager)  
Managing Since 1st April 2016 and overall experience of 21 years



**Amey Sathe** (Assistant Fund Manager)  
Managing Since 18th June 2018 and overall experience of 12 years

Distributed by: