

AHEAD IN RACE

Tata Equity PE fund invests in scrips with price-earnings multiple less than that of the Sensex. Last year was a disappointing one for the fund.

BASICS

Fund Name **Tata Equity PE**

CORPUS ₹733.20 crore As on 31 Dec 2010	NET ASSET VALUE ₹45.60 As on 1 Mar 2011	MINIMUM INVESTMENT ₹5,000	VALUE RESEARCH RATING ★ ★ ★ As on 28 Feb 2011
Fund's expense ratio 2.21%	Category average expense ratio 2.01%	Fund manager Bhupinder Sethi With the fund since one month	Address Tata Asset Management Ltd, Mulla House, Ground Floor, 51, M.G. Road, Near Flora Fountain, Mumbai-400001
Website/toll-free number : www.tatamutualfund.com/022-66315191/92/93			

RETURNS

How ₹10,000 has grown



	Fund	Category benchmark	Category average
Returns in %			
1-year	9.08	12.28	10.48
3-year	6.55	1.62	3.02
Inception date: 29 June 2004 (Returns since inception: 25.53%)			

RISK MEASURE

3 years **Average**

5 years **Average**

3-year standard deviation
34.47

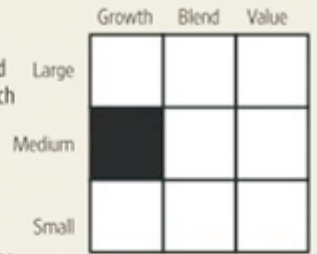
3-year mean return
12.45%

3-year Sharpe ratio
0.23

BEHIND THE NAV

Value Research Style Box

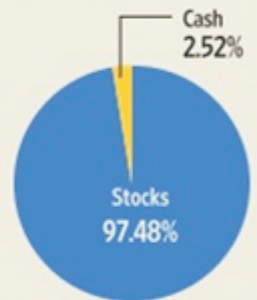
A nine-box matrix that displays both the fund's investment approach and size of companies in which it invests. Vertically, the three squares indicate size orientation of fund—from the bottom, small-cap, mid-cap and large-cap. Horizontally, the three squares indicate, from right to left, three stages on the value-to-growth spectrum. While the market cap group is assigned as per cut-offs arrived at while finding market cap ranks for individual stocks, investment style is determined by using cut-off points of valuation score for the particular market cap group in which the fund lies.



Asset allocation

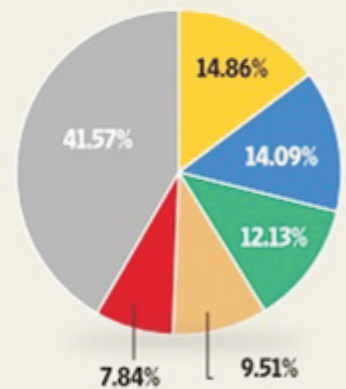
Total number of stocks
62

As on 31 Jan 2011



Top 5 sectors

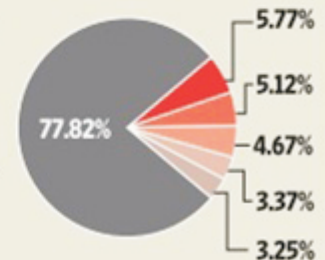
- Energy
- Financial
- Technology
- Automobile
- FMCG
- Others



As on 31 Jan 2011

Top 5 holdings

- Mahindra & Mahindra
- Hindalco Industries
- Polaris Software Lab
- Oil & Natural Gas Corp.
- Cadila Healthcare
- Others



As on 31 Jan 2011