



# How much will your current lifestyle cost at 60?

As on 31st January 2019

#### DATE OF ALLOTMENT

November 01, 2011

**BENCHMARK:** CRISIL Hybrid 25+75 - Aggressive Index (WEF From 1st February 2018)

**FUND SIZE:** Rs. 957.84 (Rs. in Cr.)

**MONTHLY AVERAGE AUM:** Rs. 965.25 (Rs. in Cr.)

**EXIT LOAD:** (A) If redeemed / switched-out on or after attainment of retirement age i.e. 60 years of age: Nil. (B) In case of Auto switch-out of units on occurrence of "Auto-switch trigger event" : NIL (C) If redeemed before 60 years of age: 1%.

**Exit Load Free Switch-outs\*:** After completion of 5 years from the date of allotment, investors can avail exit load free switch from one plan to other plan of 'the Fund. However, this facility is available for a maximum six occasions during the tenure of investment in the Fund.

#### EXPENSE RATIO

Direct 1.01  
Regular 2.44

#### VOLATILITY MEASURES

Std. Dev (Annualised) 13.80  
Sharpe Ratio 0.15  
Portfolio Beta 1.10

#### PORTFOLIO TURN OVER INFO

Portfolio Turnover (Equity Component) 30.83%

#### Minimum Investment

Rs. 5,000/- and in multiples of Re. 1/- thereafter

#### WHY TATA RETIREMENT SAVINGS FUND - MODERATE PLAN ?

- Focus on long term Wealth creation through a prudent combination of Equity and Debt
- Diversified equity portfolio of fundamentally strong companies across market cap and sectors
- Debt Portfolio to generate stable income reducing the overall volatility of the Fund
- Predominantly a equity and debt. oriented savings scheme which provides tool for retirement planning to individual investors.

#### TOP 10 EQUITY HOLDINGS

Issuer Name	% to NAV
HDFC Bank Ltd.	7.56
ITC Ltd.	6.79
ICICI Bank Ltd.	4.03
Kotak Mahindra Bank	3.78
HDFC Ltd.	3.40
Larsen & Toubro Ltd.	3.27
Hindustan Unilever Ltd.	2.87
Reliance Industries Ltd.	2.82
Bata India Ltd.	2.18
Axis Bank Ltd.	1.96

#### TOP 10 SECTORS



17.33%  
Banks



16.79%  
Consumer Non Durables



11.54%  
Finance



4.82%  
Construction Project



4.56%  
Consumer Durables



3.05%  
Industrial Products



2.90%  
Retailing



2.82%  
Petroleum Products

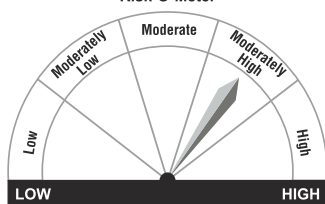


1.96%  
Power



1.55%  
Auto

#### Risk-O-Meter



Investors understand that their principal will be at Moderately High risk

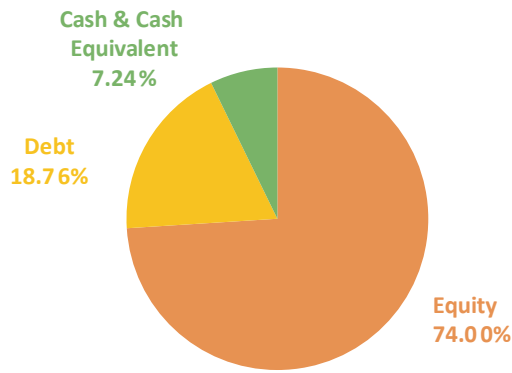
#### This product is suitable for investors who are seeking\*:

- Long Term Capital Appreciation & Current Income.
- An equity oriented (between 65%-85%) savings scheme which provides tool for retirement planning to individual investors.

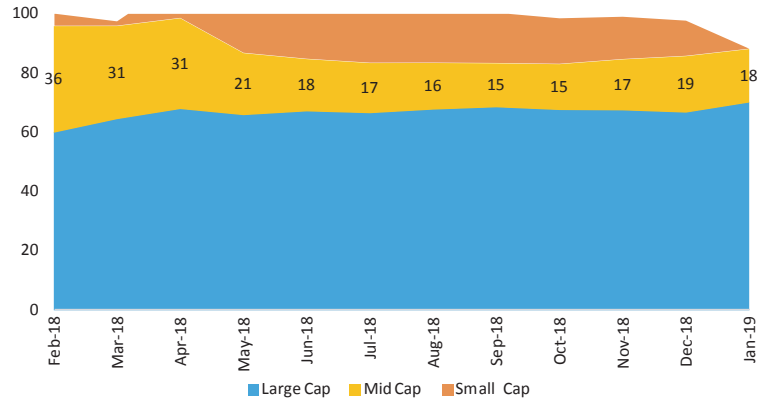
\*Investors should consult their financial advisors if in doubt about whether the product is suitable for them.

Mutual Fund Investments are subject to market risks, read all Scheme related documents carefully.

## PORTFOLIO COMPOSITION



## MARKET CAPITALIZATION WISE EXPOSURE



Last 12 months Market cap history. For details please see disclaimer

## OUR APPROACH TO EQUITY INVESTMENTS

Growth At Reasonable Price -  
Our Predominant Investment Style



## DISCLAIMERS AND OTHER STATUTORY DISCLOSURES

Market capitalization as per AMFI circular: A) Large Cap: 1st-100th company in terms of full market capitalization. B) Mid Cap: 101st-250th company in terms of full market capitalization. C) Small Cap: 251st company onwards in terms of full market capitalization.

For detailed month end portfolio and scheme performance in SEBI prescribed format, please visit: [www.tatamutualfund.com](http://www.tatamutualfund.com)

## FUND MANAGERS



**Sonam Udasi** (Fund Manager) (for equity portfolio)  
Managing Since 1st April 2016 and overall experience of 20 years.



**Murthy Nagarajan** (Fund Manager) (Debt Portfolio)  
Managing Since 1st April 2017 and overall experience of 21 years.



**Ennette Fernandes** (Assistant Fund Manager) (for equity portfolio)  
Managing Since 18th June 2018 and overall experience of 9 years.

Distributed by: