

## ADDENDUM

This addendum sets out the changes regarding Additional Disclosure with respect to SEBI Circular: SEBI/HO/IMD/DF2/CIR/2016/42 dated March 18, 2016 in the Scheme Information Document (SID) / Key Information Memorandum (KIM) of Tata Infrastructure Tax Saving Fund (Close Ended Scheme).

Effective Date : 30<sup>th</sup> April 2018

### Top 10 holdings by issuer as on 05.04.2018

Issuer Name	% of AUM*
HDFC BANK LTD.	10.69
SADBHAV ENGINEERING LTD.	9.21
ULTRATECH CEMENT LTD.	7.26
YES BANK LTD.	6.33
THE RAMCO CEMENTS LTD.	6.3
SHREE CEMENT LTD.	5.51
FINOLEX CABLES LTD.	5.48
GUJARAT STATE PETRONET LTD.	5.13
POWER GRID CORPORATION OF INDIA LTD.	4.96
CUMMINS INDIA LTD.	4.54

\* Equity Exposure

The monthly portfolio of the Scheme shall be available in a user-friendly and downloadable format on the [www.tatamutualfund.com](http://www.tatamutualfund.com).

### Funds Allocation towards various sectors as on 05.04.2018

Sectors	% of AUM
FINANCIAL SERVICES	22.96
INDUSTRIAL MANUFACTURING	21.64
CONSTRUCTION	20.69
CEMENT & CEMENT PRODUCTS	19.07
ENERGY	12.46
SERVICES	1.67

### The aggregate investment in the scheme under the following categories as on 05.04.2018

Category	Rs. In Lacs
AMC's Board of Directors	Nil
Fund Manager/Managers of the scheme	Nil
Other Key Managerial Personnel	Nil

**Portfolio Turnover of the Scheme: Nil for F.Y 2017-2018.**

#### H. Fund Manager

Name	Age	Qualification	Total Experience (in years)	Other Schemes Under His Management	Experience (Assignments held during last 10 years)
Rupesh Patel (managing the scheme since 01.04.2015)	43	MBA-Finance, BE(Civil)	17	Tata India Tax Savings Fund, Tata Equity Opportunities Fund, Tata Dividend Yield Fund, Tata Infrastructure Fund, Tata Mid Cap Growth Fund, Tata Offshore India Infrastructure Scheme, Tata Offshore Opportunities Scheme, Co fund Manager for Tata India Consumer Fund, Tata India Pharma & Healthcare Fund, Tata Resources & Energy Fund.	Currently Fund Manager of scheme - Reporting to Chief Investment Officer-Equities.  Jan 2012 – June 2013 with Tata Asset Management Ltd. as Principal Officer of Tata Asset Management Ltd – PMS.  May 2008 – Jan 2012 with Tata Asset Management Ltd as DGM (Investments). Reporting to Head of Research.  Aug 2007 – April 2008 with Indiareit Fund Advisors Pvt Ltd as Asst. Vice President (Investments). Reporting to Director (Investments).  Nov 2001 – Aug 2007 with Credit Analysis & Research Ltd. as Deputy General Manager. Reporting to Executive Director.

#### J. PERFORMANCE OF THE SCHEME

##### Performance of the Fund as on 31.03.2018

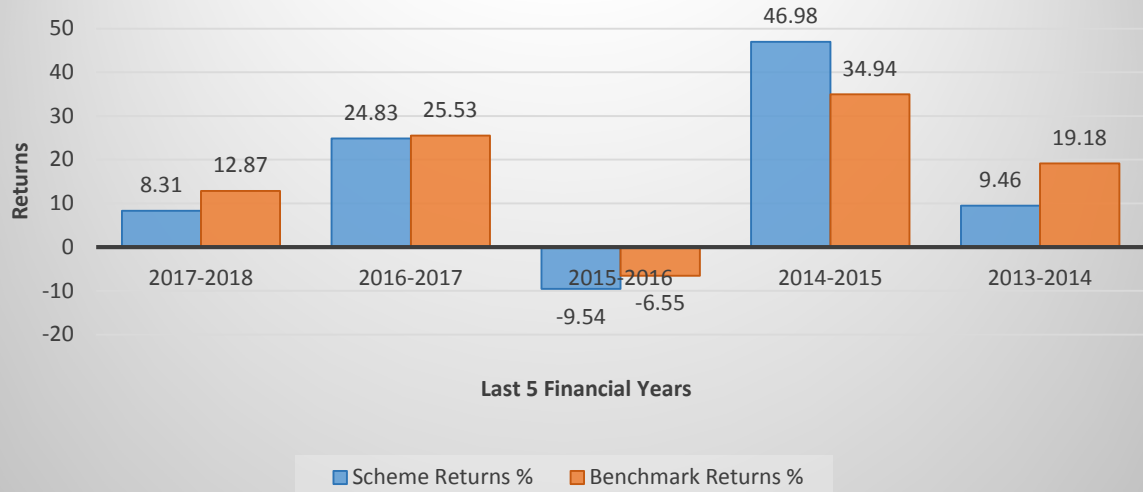
Compounded Annualised Returns	Scheme Returns %	Benchmark Returns %
Returns for Last 1 Year	8.38	12.98
Returns for Last 3 Years	6.95	9.83
Returns for Last 5 Years	14.49	16.31
Returns Since Inception	10.97	17.81

Returns given for Growth Option. Allotment date of the scheme: 30.03.2009 Benchmark is: NIFTY 500 TRI.

##### Absolute Returns for the Last 5 Financial Years (As on March 31'2018)

Financial Year	Scheme Returns (%)	Benchmark Returns (%)
2017-2018	8.31	12.87
2016-2017	24.83	25.53
2015-2016	-9.54	-6.55
2014-2015	46.98	34.94
2013-2014	9.46	19.18

## Tata Infrastructure Tax Saving Fund



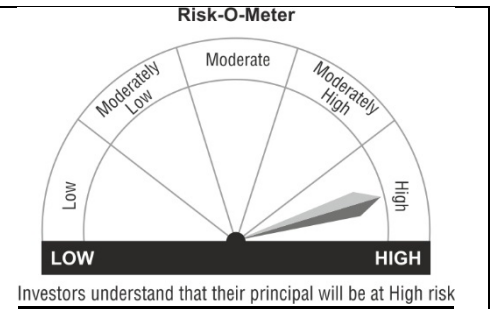
Past Performance may or may not be sustained in future.

### PRODUCT LABEL

**This product is suitable for investors who are seeking\*:**

- Medium to Long Term Capital Appreciation.
- A 10 Year close ended equity linked savings scheme (ELSS) Investing predominantly in Equity & Equity related instruments in infrastructure and infrastructure related sectors.

**\*Investors should consult their financial advisors if in doubt about whether the product is suitable for them**



**Notes:-**

- The above revision will be implemented prospectively and shall remain in force till further notice.
- This addendum will form an integral part of the SID/KIM.
- All other terms and conditions of the SID/KIM read with other addendums if any remain unchanged.

**Risk Factor: Mutual Fund Investments are subject to market risks, read all scheme related documents carefully.**

## ADDENDUM

This addendum sets out the changes regarding Additional Disclosure with respect to SEBI Circular: SEBI/HO/IMD/DF2/CIR/2016/42 dated March 18, 2016 in the Scheme Information Document (SID) / Key Information Memorandum (KIM) of Tata Fixed Maturity Plan Series 47 Scheme H (Close Ended Scheme).

Effective Date : 30<sup>th</sup> April 2018

### Top 10 holdings by issuer as on 05.04.2018

Issuer Name	% of AUM*
SOVEREIGN#	38.32
FINANCIAL SERVICES	26.84
ENERGY	14.96
METALS	14.6

\*Debt Securities # Repo

The monthly portfolio of the Scheme shall be available in a user-friendly and downloadable format on the [www.tatamutualfund.com](http://www.tatamutualfund.com).

### Funds Allocation towards various sectors as on 05.04.2018

Sectors	% of AUM
GOVT OF INDIA	38.32
NABHA POWER LTD.	14.61
STEEL AUTHORITY OF INDIA LTD.	14.6
L&T FINANCE LTD.	11.69
IDFC BANK LTD.	9.92
IL&FS LTD.	5.23
IOT UTKAL ENERGY SERVICES LTD.	0.35

### The aggregate investment in the scheme under the following categories as on 05.04.2018

Category	Rs. In Lacs
AMC's Board of Directors	Nil
Fund Manager/Managers of the scheme	Nil
Other Key Managerial Personnel	Nil

**Portfolio Turnover of the Scheme: 0.16 Times for F.Y 2017-2018.**

#### H. Fund Manager

Name	Age	Qualification	Total Experience (in years)	Other Schemes Under His Management	Experience (Assignments held during last 10 years)
Mr.Akhil Mittal (Managing since 01.04.2017)	37	B. Com, MBA	17	Tata Dynamic Bond Fund, Tata Income Fund, Tata Treasury Advantage Fund, Debt portfolio of Tata Young Citizens Fund. Tata Fixed Maturity Plan Series 53 Scheme A & Scheme B.	June 2014 till date with Tata Asset Management Ltd. as Senior Fund Manager reporting to Head of Fixed Income. March 2011 – June 2014 with Canara Robeco Asset Management Co Ltd as Senior Fund Manager. Reporting to Head Fixed Income. November 2010 – February 2011 with Principal PNB Asset Management Co Ltd as Senior Fund Manager. Reporting to Head Fixed Income. September 2008 to November 2010 with Canara Robeco Asset Management Co Ltd as Fund Manager. Reporting to Head Fixed Income. June 2006 to August 2008 with Edelweiss Securities Ltd as Senior Manager. Reporting to Head Resources. June 2004 to May 2006 with Rallis India Ltd as Asst Manager reporting to DGM Treasury.

#### J. PERFORMANCE OF THE SCHEME

##### Performance of the Fund as on 31.03.2018

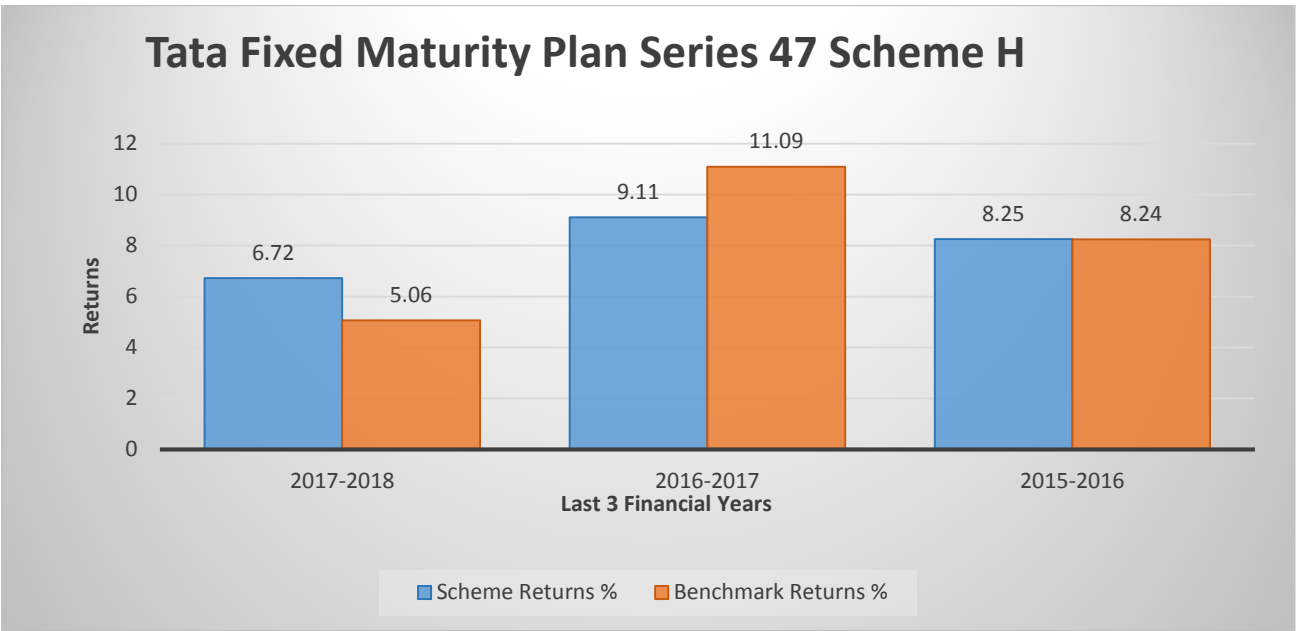
Compounded Annualised Returns	Scheme Returns %	Benchmark Returns %
Returns for Last 1 Year	6.77	5.10
Returns for Last 3 Years	8.03	8.12
Returns for Last 5 Years	NA	NA
Returns Since Inception	8.31	9.64

Returns given for Regular Plan Growth Option. Allotment date of the scheme: 30.04.2014 Benchmark is: Crisil Composite Bond Fund Index.

##### Absolute Returns for the Last 5 Financial Years (As on March 31'2018)

Financial Year	Scheme Returns (%)	Benchmark Returns (%)
2017-2018	6.72	5.06
2016-2017	9.11	11.09
2015-2016	8.25	8.24
2014-2015	NA	NA
2013-2014	NA	NA

NA: Not Applicable



**Past Performance may or may not be sustained in future.**

**PRODUCT LABEL**

<p><b>This product is suitable for investors who are seeking*:</b></p> <ul style="list-style-type: none"> <li>• Fixed income / capital appreciation on maturity.</li> <li>• Investment in Debt &amp; Money market instruments.</li> </ul> <hr style="border: 0.5px solid black;"/> <p><b>*Investors should consult their financial advisors if in doubt about whether the product is suitable for them.</b></p>	<p style="text-align: center;"><b>Risk-O-Meter</b></p> <p style="text-align: center;">LOW      HIGH</p> <p style="text-align: center; font-size: small;">Investors understand that their principal will be at Moderate risk</p>
---	---

**Notes:-**

- The above revision will be implemented prospectively and shall remain in force till further notice.
- This addendum will form an integral part of the SID/KIM.
- All other terms and conditions of the SID/KIM read with other addendums if any remain unchanged.

**Risk Factor: Mutual Fund Investments are subject to market risks, read all scheme related documents carefully.**

## ADDENDUM

This addendum sets out the changes regarding Additional Disclosure with respect to SEBI Circular: SEBI/HO/IMD/DF2/CIR/2016/42 dated March 18, 2016 in the Scheme Information Document (SID) / Key Information Memorandum (KIM) of Tata Fixed Maturity Plan Series 53 Scheme A (Close Ended Scheme).

Effective Date : 30<sup>th</sup> April 2018

### Top 10 holdings by issuer as on 05.04.2018

Issuer Name	% of AUM*
RURAL ELECTRIFICATION CORP. LTD.	11.64
BAJAJ FINANCE LTD.	11.63
SMALL INDUST DEVELOP BANK OF INDIA	11.63
HOUSING & URBAN DEVELOPMENT CORPORATION LTD.	11.61
POWER FINANCE CORPORATION	11.12
INDIAN RAILWAYS FINANCE CORPORATION LTD.	10.91
KOTAK MAHINDRA PRIME LTD.	9.71
LIC HOUSING FINANCE LTD.	9.18
BAJAJ HOUSING FINANCE LTD.	9.16
SDL PUNJAB STATE GOVERNMENT	2.79

\*Debt Securities

The monthly portfolio of the Scheme shall be available in a user-friendly and downloadable format on the [www.tatamutualfund.com](http://www.tatamutualfund.com).

### Funds Allocation towards various sectors as on 05.04.2018

Sectors	% of AUM
FINANCIAL SERVICES	96.59
SOVEREIGN	2.86

### The aggregate investment in the scheme under the following categories as on 05.04.2018

Category	Rs. In Lacs
AMC's Board of Directors	Nil
Fund Manager/Managers of the scheme	Nil
Other Key Managerial Personnel	Nil

**Portfolio Turnover of the Scheme: NIL for F.Y 2017-2018.**

#### H. Fund Manager

Name	Age	Qualification	Total Experience (in years)	Other Schemes Under His Management	Experience (Assignments held during last 10 years)
Mr.Akhil Mittal (Managing since 22.03.2018)	37	B. Com, MBA	17	Tata Dynamic Bond Fund, Tata Income Fund, Tata Treasury Advantage Fund, Debt portfolio of Tata Young Citizens Fund. Tata Fixed Maturity Plan Series 47 Scheme H & 53 Scheme B.	June 2014 till date with Tata Asset Management Ltd. as Senior Fund Manager reporting to Head of Fixed Income. March 2011 – June 2014 with Canara Robeco Asset Management Co Ltd as Senior Fund Manager.Reporting to Head Fixed Income. November 2010 – February 2011 with Principal PNB Asset Management Co Ltd as Senior Fund Manager.Reporting to Head Fixed Income. September 2008 to November 2010 with Canara Robeco Asset Management Co Ltd as Fund Manager.Reporting to Head Fixed Income. June 2006 to August 2008 with Edelweiss Securities Ltd as Senior Manager. Reporting to Head Resources. June 2004 to May 2006 with Rallis India Ltd as Asst Manager reporting to DGM Treasury.

#### J. PERFORMANCE OF THE SCHEME

Performance of the Fund as on 31.03.2018

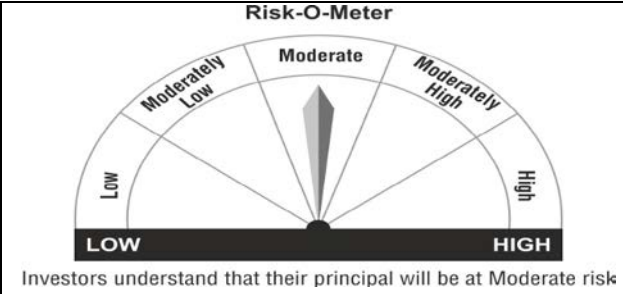
Absolute Returns of the Scheme (As on March 31'2018)

Financial Year	Scheme Returns (%)	Benchmark Returns (%)
2017-2018	0.46	0.98

Returns given for Regular Plan Growth Option. Allotment date of the scheme: 22.03.2018 Benchmark is: Crisil Composite Bond Fund Index.

Past Performance may or may not be sustained in future.

#### PRODUCT LABEL

<p><b>This product is suitable for investors who are seeking*:</b></p> <ul style="list-style-type: none"> <li>• Fixed income / capital appreciation on maturity.</li> <li>• Investment in Debt &amp; Money market instruments.</li> </ul> <hr/> <p><b>*Investors should consult their financial advisors if in doubt about whether the product is suitable for them.</b></p>	 <p>Investors understand that their principal will be at Moderate risk</p>
--	--

#### Notes:-

- The above revision will be implemented prospectively and shall remain in force till further notice.
- This addendum will form an integral part of the SID/KIM.
- All other terms and conditions of the SID/KIM read with other addendums if any remain unchanged.

**Risk Factor: Mutual Fund Investments are subject to market risks, read all scheme related documents carefully.**



## ADDENDUM

This addendum sets out the changes regarding Additional Disclosure with respect to SEBI Circular: SEBI/HO/IMD/DF2/CIR/2016/42 dated March 18, 2016 in the Scheme Information Document (SID) / Key Information Memorandum (KIM) of Tata Fixed Maturity Plan Series 53 Scheme B (Close Ended Scheme).

Effective Date: 30<sup>th</sup> April 2018

### Top 10 holdings by issuer as on 05.04.2018

Issuer Name	% of AUM*
RURAL ELECTRIFICATION CORP. LTD.	11.66
SMALL INDUST DEVLOP BANK OF INDIA	11.65
BAJAJ FINANCE LTD.	11.5
BAJAJ HOUSING FINANCE LTD.	11.43
GOVT OF INDIA	11.43
INDIAN RAILWAYS FINANCE CORPORATION LTD.	11.35
POWER FINANCE CORPORATION	11.33
KOTAK MAHINDRA PRIME LTD.	10.99
SDL PUNJAB STATE GOVERNMENT	7.94

\*Debt Securities

The monthly portfolio of the Scheme shall be available in a user-friendly and downloadable format on the [www.tatamutualfund.com](http://www.tatamutualfund.com).

### Funds Allocation towards various sectors as on 05.04.2018

Sectors	% of AUM
FINANCIAL SERVICES	79.91
SOVEREIGN	19.37

### The aggregate investment in the scheme under the following categories as on 05.04.2018

Category	Rs. In Lacs
AMC's Board of Directors	Nil
Fund Manager/Managers of the scheme	Nil
Other Key Managerial Personnel	Nil

**Portfolio Turnover of the Scheme: NIL for F.Y 2017-2018.**

#### H. Fund Manager

Name	Age	Qualification	Total Experience (in years)	Other Schemes Under His Management	Experience (Assignments held during last 10 years)
Mr. Akhil Mittal (Managing since 26.03.2018)	37	B. Com, MBA	17	Tata Dynamic Bond Fund, Tata Income Fund, Tata Treasury Advantage Fund, Debt portfolio of Tata Young Citizens Fund. Tata Fixed Maturity Plan Series 47 Scheme H & 53 Scheme A.	June 2014 till date with Tata Asset Management Ltd. as Senior Fund Manager reporting to Head of Fixed Income. March 2011 – June 2014 with Canara Robeco Asset Management Co Ltd as Senior Fund Manager. Reporting to Head Fixed Income. November 2010 – February 2011 with Principal PNB Asset Management Co Ltd as Senior Fund Manager. Reporting to Head Fixed Income. September 2008 to November 2010 with Canara Robeco Asset Management Co Ltd as Fund Manager. Reporting to Head Fixed Income. June 2006 to August 2008 with Edelweiss Securities Ltd as Senior Manager. Reporting to Head Resources. June 2004 to May 2006 with Rallis India Ltd as Asst Manager reporting to DGM Treasury.

#### J. PERFORMANCE OF THE SCHEME

Performance of the Fund as on 31.03.2018

Absolute Returns of the Scheme (As on March 31'2018)

Financial Year	Scheme Returns (%)	Benchmark Returns (%)
2017-2018	0.24	0.99

Returns given for Regular Plan Growth Option. Allotment date of the scheme: 26.03.2018 Benchmark is: Crisil Composite Bond Fund Index.

Past Performance may or may not be sustained in future.

#### PRODUCT LABEL

<p><b>This product is suitable for investors who are seeking*:</b></p> <ul style="list-style-type: none"> <li>• Fixed income / capital appreciation on maturity.</li> <li>• Investment in Debt &amp; Money market instruments.</li> </ul> <hr/> <p><b>*Investors should consult their financial advisors if in doubt about whether the product is suitable for them.</b></p>	 <p><b>Risk-O-Meter</b></p> <p>LOW HIGH</p> <p>Investors understand that their principal will be at Moderate risk</p>
--	---

#### Notes:-

- The above revision will be implemented prospectively and shall remain in force till further notice.
- This addendum will form an integral part of the SID/KIM.
- All other terms and conditions of the SID/KIM read with other addendums if any remain unchanged.

**Risk Factor: Mutual Fund Investments are subject to market risks, read all scheme related documents carefully.**

## ADDENDUM

This addendum sets out the changes regarding Additional Disclosure with respect to SEBI Circular: SEBI/HO/IMD/DF2/CIR/2016/42 dated March 18, 2016 in the Scheme Information Document (SID) / Key Information Memorandum (KIM) of Tata Equity Opportunities Fund (Open Ended Scheme).

Effective Date : 30<sup>th</sup> April 2018

### Top 10 holdings by issuer as on 05.04.2018

Issuer Name	% of AUM*
HDFC BANK LTD.	7.01
ICICI BANK LTD.	5.15
KOTAK MAHINDRA BANK	3.8
YES BANK LTD.	3.61
INTERGLOBE AVIATION LTD.	3.43
ITC LTD.	3.13
MARUTI SUZUKI INDIA LTD.	2.92
NCC LTD.	2.84
LARSEN & TOUBRO LTD.	2.78
TATA MOTORS LTD.	2.77

\* Equity Exposure

The monthly portfolio of the Scheme shall be available in a user-friendly and downloadable format on the [www.tatamutualfund.com](http://www.tatamutualfund.com).

### Funds Allocation towards various sectors as on 05.04.2018

Sectors	% of AUM
FINANCIAL SERVICES	29.84
CONSTRUCTION	12.06
CONSUMER GOODS	11.6
ENERGY	9.75
CEMENT & CEMENT PRODUCTS	8.74
AUTOMOBILE	8.54
PHARMA	7.18
SERVICES	4.63
IT	3.37
METALS	2.88
SOVEREIGN	1.91
MEDIA & ENTERTAINMENT	0.01

### The aggregate investment in the scheme under the following categories as on 05.04.2018

Category	Rs. In Lacs
AMC's Board of Directors	17.29
Fund Manager/Managers of the scheme	2.30
Other Key Managerial Personnel	17.68

**Portfolio Turnover of the Scheme: 0.62 Times for F.Y 2017-2018.**

#### H. Fund Manager

Name	Age	Qualification	Total Experience (in years)	Other Schemes Under His Management	Experience (Assignments held during last 10 years)
Rupesh Patel (managing the scheme since 01.04.2016)	43	MBA-Finance, BE(Civil)	17	Tata India Tax Savings Fund, Tata Infrastructure Fund, Tata Offshore India Infrastructure Scheme, Tata Dividend Yield Fund, Tata Mid Cap Growth Fund, Tata Infrastructure Tax Saving Fund, Tata Offshore Opportunities Scheme, Co fund Manager for Tata India Consumer Fund, Tata India Pharma & Healthcare Fund, Tata Resources & Energy Fund.	Currently Fund Manager of scheme - Reporting to Chief Investment Officer-Equities.  Jan 2012 – June 2013 with Tata Asset Management Ltd. as Principal Officer of Tata Asset Management Ltd – PMS.  May 2008 – Jan 2012 with Tata Asset Management Ltd as DGM (Investments). Reporting to Head of Research.  Aug 2007 – April 2008 with Indiareit Fund Advisors Pvt Ltd as Asst. Vice President (Investments). Reporting to Director (Investments).  Nov 2001 – Aug 2007 with Credit Analysis & Research Ltd. as Deputy General Manager. Reporting to Executive Director.

#### J. PERFORMANCE OF THE SCHEME

##### Performance of the Fund as on 31.03.2018

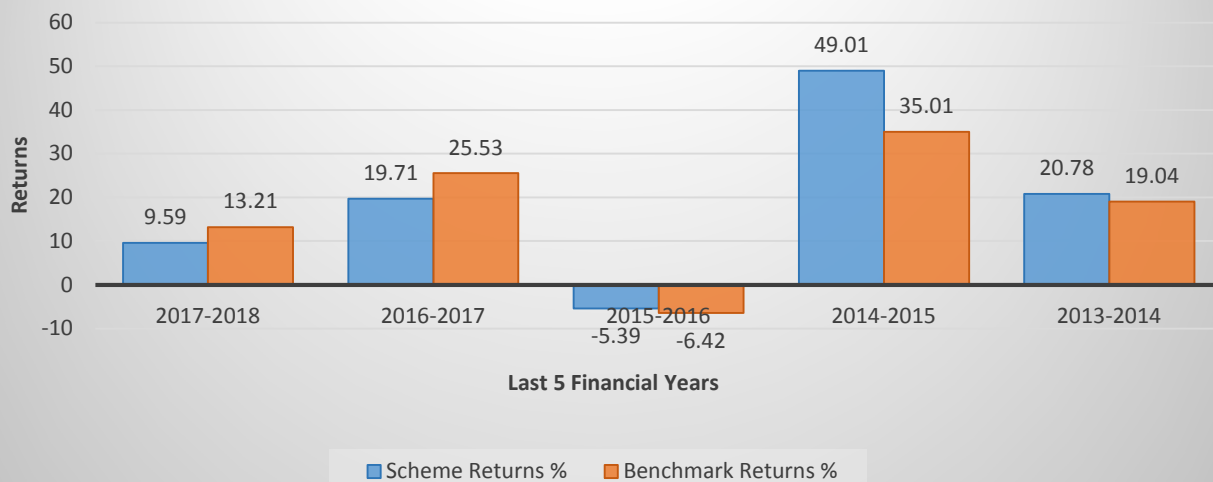
Compounded Annualised Returns	Scheme Returns %	Benchmark Returns %
Returns for Last 1 Year	9.68	13.32
Returns for Last 3 Years	7.48	9.99
Returns for Last 5 Years	17.43	16.40
Returns Since Inception	12.41	10.14

Returns given for Regular Plan Growth Option. Allotment date of the scheme: 25.02.1993 Benchmark is: S&P BSE 500 TRI Index.

##### Absolute Returns for the Last 5 Financial Years (As on March 31'2018)

Financial Year	Scheme Returns (%)	Benchmark Returns (%)
2017-2018	9.59	13.21
2016-2017	19.71	25.53
2015-2016	-5.39	-6.42
2014-2015	49.01	35.01
2013-2014	20.78	19.04

## Tata Equity Opportunities Fund



Past Performance may or may not be sustained in future.

### PRODUCT LABEL

<p><b>This Product is suitable for investors who are seeking*:</b></p> <ul style="list-style-type: none"> <li>• Long Term Capital Appreciation.</li> <li>• Investment in equity and equity related instruments of well researched value and growth oriented companies across all market capitalization.</li> </ul> <p><b>*Investors should consult their financial advisors if in doubt about whether the product is suitable for them</b></p>	<p style="text-align: center;"><b>Risk-O-Meter</b></p> <p style="text-align: center;">LOW HIGH</p> <p style="text-align: center;">Investors understand that their principal will be at Moderately High risk</p>
--	---

#### Notes:-

- The above revision will be implemented prospectively and shall remain in force till further notice.
- This addendum will form an integral part of the SID/KIM.
- All other terms and conditions of the SID/KIM read with other addendums if any remain unchanged.

**Risk Factor: Mutual Fund Investments are subject to market risks, read all scheme related documents carefully.**

## ADDENDUM

This addendum sets out the changes regarding Additional Disclosure with respect to SEBI Circular: SEBI/HO/IMD/DF2/CIR/2016/42 dated March 18, 2016 in the Scheme Information Document (SID) / Key Information Memorandum (KIM) of Tata Dividend Yield Fund (Open Ended Scheme).

Effective Date: 30<sup>th</sup> April 2018

### Top 10 holdings by issuer as on 05.04.2018

Issuer Name	% of AUM*
MANAPPURAM FINANCE LTD.	7.57
HDFC BANK LTD.	6.25
HCL TECHNOLOGIES LTD.	6.13
FINOLEX INDUSTRIES LTD.	5.66
POWER GRID CORPORATION OF INDIA LTD.	5.54
ICICI BANK LTD.	4.66
HINDUSTAN UNILEVER LTD.	4.58
INFOSYS LTD.	4.56
SUN TV NETWORK LTD.	4.35
BAJAJ AUTO LTD.	4.24

\* Equity Exposure

The monthly portfolio of the Scheme shall be available in a user-friendly and downloadable format on the [www.tatamutualfund.com](http://www.tatamutualfund.com).

### Funds Allocation towards various sectors as on 05.04.2018

Sectors	% of AUM
FINANCIAL SERVICES	28.00
IT	17.68
INDUSTRIAL MANUFACTURING	11.64
ENERGY	10.68
CONSUMER GOODS	9.99
MEDIA & ENTERTAINMENT	4.35
AUTOMOBILE	4.24
CONSTRUCTION	3.81
SERVICES	2.88
METALS	2.29
PHARMA	2.17
SOVEREIGN	1.54
FERTILISERS & PESTICIDES	1.09

### The aggregate investment in the scheme under the following categories as on 05.04.2018

Category	Rs. In Lacs
AMC's Board of Directors	Nil
Fund Manager/Managers of the scheme	Nil
Other Key Managerial Personnel	Nil

Portfolio Turnover of the Scheme: 0.12 Times for F.Y 2017-2018.

#### H. Fund Manager

Name	Age	Qualification	Total Experience (in years)	Other Schemes Under His Management	Experience (Assignments held during last 10 years)
Rupesh Patel (managing the scheme since 01.04.2016)	43	MBA-Finance, BE(Civil)	17	Tata India Tax Savings Fund, Tata Infrastructure Fund, Tata Offshore India Infrastructure Scheme, Tata Mid Cap Growth Fund, Tata Infrastructure Tax Saving Fund, Tata Offshore Opportunities Scheme, Co fund Manager for Tata India Consumer Fund, Tata India Pharma & Healthcare Fund, Tata Resources & Energy Fund.	Currently Fund Manager of scheme - Reporting to Chief Investment Officer-Equities.  Jan 2012 – June 2013 with Tata Asset Management Ltd. as Principal Officer of Tata Asset Management Ltd – PMS.  May 2008 – Jan 2012 with Tata Asset Management Ltd as DGM (Investments). Reporting to Head of Research.  Aug 2007 – April 2008 with Indiareit Fund Advisors Pvt Ltd as Asst. Vice President (Investments). Reporting to Director (Investments).  Nov 2001 – Aug 2007 with Credit Analysis & Research Ltd. as Deputy General Manager. Reporting to Executive Director.

#### J. PERFORMANCE OF THE SCHEME

Performance of the Fund as on 31.03.2018

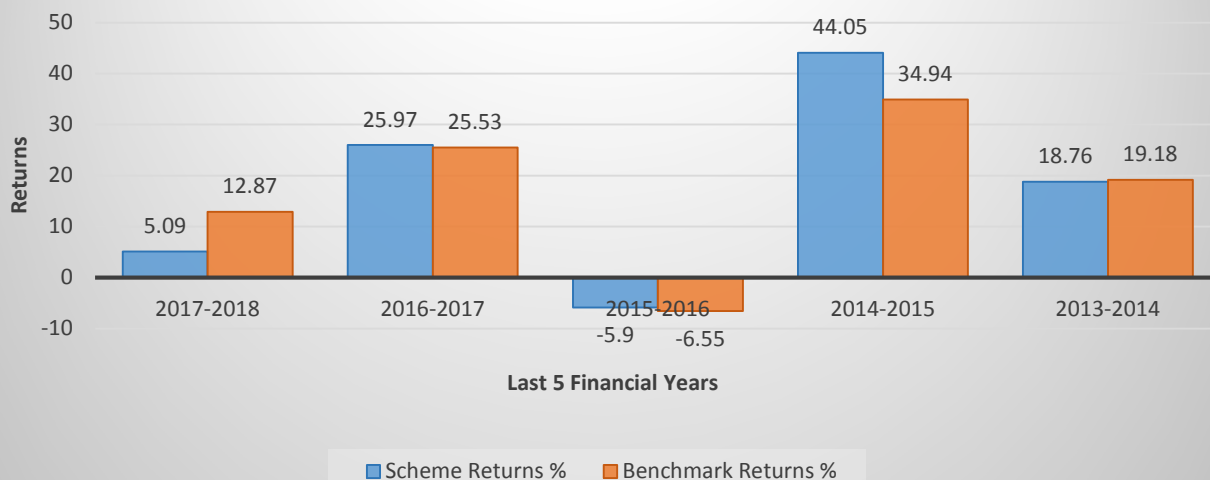
Compounded Annualised Returns	Scheme Returns %	Benchmark Returns %
Returns for Last 1 Year	5.14	12.98
Returns for Last 3 Years	7.61	9.83
Returns for Last 5 Years	16.33	16.31
Returns Since Inception	16.21	17.16

Returns given for Regular Plan Growth Option. Allotment date of the scheme: 22.11.2004 Benchmark is: Nifty 500 TRI Index.

#### Absolute Returns for the Last 5 Financial Years (As on March 31'2018)

Financial Year	Scheme Returns (%)	Benchmark Returns (%)
2017-2018	5.09	12.87
2016-2017	25.97	25.53
2015-2016	-5.90	-6.55
2014-2015	44.05	34.94
2013-2014	18.76	19.18

## Tata Dividend Yield Fund



Past Performance may or may not be sustained in future.

### PRODUCT LABEL

<p><b>This Product is suitable for investors who are seeking*:</b></p> <ul style="list-style-type: none"> <li>• Long Term Capital Appreciation. • Investment (minimum 70%) in equity &amp; equity related instruments/stocks having dividend yield higher than dividend yield of stocks of S&amp;P BSE Sensex.</li> </ul> <p><b>*Investors should consult their financial advisors if in doubt about whether the product is suitable for them</b></p>	<p style="text-align: center;"><b>Risk-O-Meter</b></p> <p style="text-align: center;">LOW HIGH</p> <p style="text-align: center;">Investors understand that their principal will be at Moderately High risk</p>
---	---

**Notes: -**

- The above revision will be implemented prospectively and shall remain in force till further notice.
- This addendum will form an integral part of the SID/KIM.
- All other terms and conditions of the SID/KIM read with other addendums if any remain unchanged.

**Risk Factor: Mutual Fund Investments are subject to market risks, read all scheme related documents carefully.**



## ADDENDUM

This addendum sets out the changes regarding Additional Disclosure with respect to SEBI Circular: SEBI/HO/IMD/DF2/CIR/2016/42 dated March 18, 2016 in the Scheme Information Document (SID) / Key Information Memorandum (KIM) of Tata Gilt Mid Term Fund (Open Ended Scheme).

Effective Date: 30<sup>th</sup> April 2018

### Top 10 holdings by issuer as on 05.04.2018

Issuer Name	% of AUM*
GOVT OF INDIA	91.56
SDL MAHARASHTRA STATE GOVERNMENT	3.39
SDL KARNATAKA STATE GOVERNMENT	2.19
SDL TAMILNADU STATE GOVT	1.31

\*Debt Securities.

The monthly portfolio of the Scheme shall be available in a user-friendly and downloadable format on the [www.tatamutualfund.com](http://www.tatamutualfund.com).

### Funds Allocation towards various sectors as on 05.04.2018

Sectors	% of AUM
SOVEREIGN	98.45

### The aggregate investment in the scheme under the following categories as on 05.04.2018

Category	Rs. In Lacs
AMC's Board of Directors	Nil
Fund Manager/Managers of the scheme	Nil
Other Key Managerial Personnel	Nil

Portfolio Turnover of the Scheme: 0.03 Times for F.Y 2017-2018.

### H. Fund Manager

Name	Age	Qualification	Total Experience (in years)	Other Schemes Under His Management	Experience (Assignments held during last 10 years)
Naresh Kumar (managing the scheme since 01.04.2017)	31	M. Tech, PGDM-Finance	6 Years	Tata Gilt Securities Fund	Currently with Tata Asset Management Ltd as fund manager, reporting to Head-Fixed Income. Worked with ICICI Bank Ltd in Proprietary Trading Group as Dealer – Fixed Income from June 2011 to December 2016. Reporting to Deputy General Manager.

## J. PERFORMANCE OF THE SCHEME

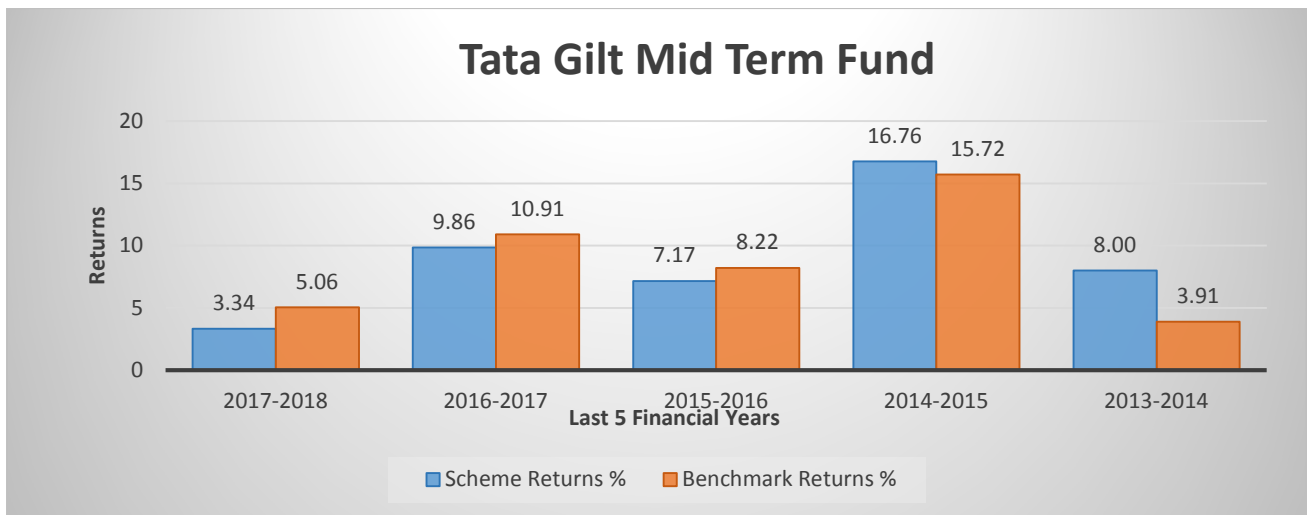
Performance of the Fund as on 31.03.2018

Compounded Annualised Returns	Scheme Returns %	Benchmark Returns %
Returns for Last 1 Year	3.37	5.10
Returns for Last 3 Years	6.77	8.05
Returns for Last 5 Years	8.94	8.68
Returns Since Inception	9.39	NA

Returns given for Regular Plan Growth Option. Allotment date of the scheme: 24.06.2010 Benchmark is: I-Sec Composite Index.

Absolute Returns for the Last 5 Financial Years (As on March 31'2018)

Financial Year	Scheme Returns (%)	Benchmark Returns (%)
2017-2018	3.34	5.06
2016-2017	9.86	10.91
2015-2016	7.17	8.22
2014-2015	16.76	15.72
2013-2014	8.00	3.91



Past Performance may or may not be sustained in future.

### PRODUCT LABEL

<p><b>This product is suitable for investors who are seeking*:</b></p> <ul style="list-style-type: none"> <li>• Medium Term Capital Appreciation</li> <li>• Investment predominantly in Government Securities ( upto 15 years maturity)</li> </ul> <p><b>*Investors should consult their financial advisors if in doubt about whether the product is suitable for them.</b></p>	<p><b>Risk-O-Meter</b></p> <p>LOW      HIGH</p> <p><small>Investors understand that their principal will be at Moderate risk</small></p>
---	--

#### Notes: -

- The above revision will be implemented prospectively and shall remain in force till further notice.
- This addendum will form an integral part of the SID/KIM.
- All other terms and conditions of the SID/KIM read with other addendums if any remain unchanged.

**Risk Factor: Mutual Fund Investments are subject to market risks, read all scheme related documents carefully.**

## ADDENDUM

This addendum sets out the changes regarding Additional Disclosure with respect to SEBI Circular: SEBI/HO/IMD/DF2/CIR/2016/42 dated March 18, 2016 in the Scheme Information Document (SID) / Key Information Memorandum (KIM) of Tata Gilt Securities Fund (Open Ended Scheme).

Effective Date: 30<sup>th</sup> April 2018

### Top 10 holdings by issuer as on 05.04.2018

Issuer Name	% of AUM*
GOVT OF INDIA	91.72
SDL RAJASTHAN STATE GOVERNMENT	8.33
SDL TAMILNADU STATE GOVT	0.12

\*Debt Securities.

The monthly portfolio of the Scheme shall be available in a user-friendly and downloadable format on the [www.tatamutualfund.com](http://www.tatamutualfund.com).

### Funds Allocation towards various sectors as on 05.04.2018

Sectors	% of AUM
SOVEREIGN	100

### The aggregate investment in the scheme under the following categories as on 05.04.2018

Category	Rs. In Lacs
AMC's Board of Directors	Nil
Fund Manager/Managers of the scheme	Nil
Other Key Managerial Personnel	Nil

Portfolio Turnover of the Scheme: 73.80 Times for F.Y 2017-2018.

### H. Fund Manager

Name	Age	Qualification	Total Experience (in years)	Other Schemes Under His Management	Experience (Assignments held during last 10 years)
Naresh Kumar (managing the scheme since 01.04.2017)	31	M. Tech, PGDM-Finance	6 Years	Tata Gilt Mid Term Fund	Currently with Tata Asset Management Ltd as fund manager, reporting to Head-Fixed Income. Worked with ICICI Bank Ltd in Proprietary Trading Group as Dealer – Fixed Income from June 2011 to December 2016. Reporting to Deputy General Manager.

### J. PERFORMANCE OF THE SCHEME

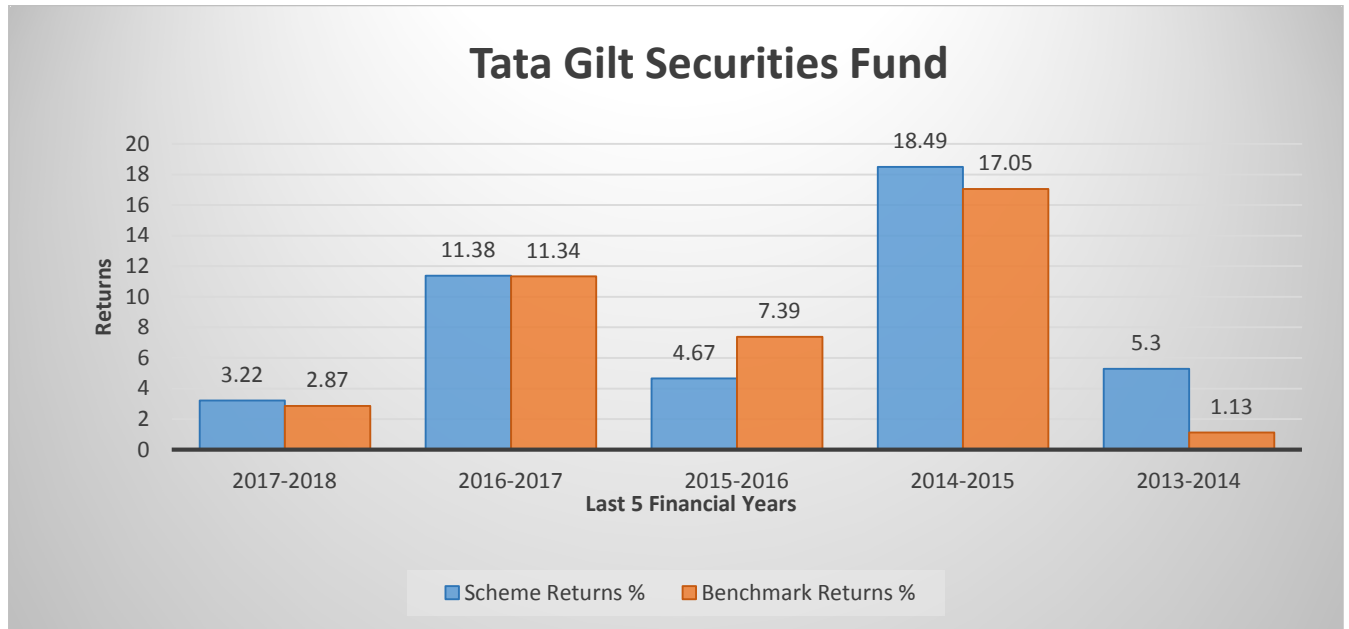
#### Performance of the Fund as on 31.03.2018

Compounded Annualised Returns	Scheme Returns %	Benchmark Returns %
Returns for Last 1 Year	3.25	2.89
Returns for Last 3 Years	6.38	7.16
Returns for Last 5 Years	8.46	7.80
Returns Since Inception	9.03	9.13

Returns given for Regular Plan Growth Option. Allotment date of the scheme: 06.09.1999. Benchmark is: Crisil Gilt Index.

**Absolute Returns for the Last 5 Financial Years (As on March 31'2018)**

Financial Year	Scheme Returns (%)	Benchmark Returns (%)
2017-2018	3.22	2.87
2016-2017	11.38	11.34
2015-2016	4.67	7.39
2014-2015	18.49	17.05
2013-2014	5.30	1.13



**Past Performance may or may not be sustained in future.**

**PRODUCT LABEL**

<p><b>This product is suitable for investors who are seeking*:</b></p> <ul style="list-style-type: none"> <li>• Long Term Capital Appreciation &amp; Regular Income</li> <li>• Investment predominantly in Government Securities.</li> </ul> <p><b>*Investors should consult their financial advisors if in doubt about whether the product is suitable for them</b></p>	<p align="center"><b>Risk-O-Meter</b></p> <p align="center">Moderate</p> <p align="center">Moderately Low      Moderately High</p> <p align="center">Low      High</p> <p align="center"><b>LOW      HIGH</b></p> <p align="center"><u>Investors understand that their principal will be at Moderate risk</u></p>
--	---

**Notes: -**

- The above revision will be implemented prospectively and shall remain in force till further notice.
- This addendum will form an integral part of the SID/KIM.
- All other terms and conditions of the SID/KIM read with other addendums if any remain unchanged.

**Risk Factor: Mutual Fund Investments are subject to market risks, read all scheme related documents carefully.**

## ADDENDUM

This addendum sets out the changes regarding Additional Disclosure with respect to SEBI Circular: SEBI/HO/IMD/DF2/CIR/2016/42 dated March 18, 2016 in the Scheme Information Document (SID) / Key Information Memorandum (KIM) of Tata Liquid Fund (Open Ended High Liquidity Income Scheme).

Effective Date: 30<sup>th</sup> April 2018

### Top 10 holdings by issuer as on 05.04.2018

Issuer Name	% of AUM*
YES BANK LTD.	9.46
GOVT OF INDIA**	8.58
NABARD	8.15
VEDANTA LTD.	6.14
ICICI BANK LTD.	6.11
BAJAJ FINANCE LTD.	5.44
INDIABULLS HOUSING FINANCE LTD.	5.43
MAHINDRA & MAHINDRA FINANCIAL SERVICES LTD.	5.43
RELIANCE JIO INFOCOMM LTD.	5.43
FEDERAL BANK LTD.	5.42

\*Debt Securities. \*\* includes cash & cash equivalent

The monthly portfolio of the Scheme shall be available in a user-friendly and downloadable format on the [www.tatamutualfund.com](http://www.tatamutualfund.com).

### Funds Allocation towards various sectors as on 05.04.2018

Sectors	% of AUM
FINANCIAL SERVICES	73.94
SOVEREIGN	8.58
METALS	6.14
TELECOM	5.43
SERVICES	4.07
PHARMA	2.72
TEXTILES	2.04
ENERGY	1.36
CHEMICALS	0.68

### The aggregate investment in the scheme under the following categories as on 05.04.2018

Category	Rs. In Lacs
AMC's Board of Directors	Nil
Fund Manager/Managers of the scheme	Nil
Other Key Managerial Personnel	1.56

**Portfolio Turnover of the Scheme: 12.87 Times for F.Y 2017-2018.**

#### H. Fund Manager

Name	Age	Qualification	Total Experience (in years)	Other Schemes Under His Management	Experience (Assignments held during last 10 years)
Amit Somani (managing since 16.10.2013)	40	B. Com, PGDBM, CFA	17	Tata Corporate Bond Fund, Tata Money Market Fund.	Sep 2012 – till date with Tata Asset Management Ltd. as a Fund Manager reporting to Head-Fixed Income. Jun 2010 – Aug 2012 with Tata Asset Management Ltd. as a Credit Analyst reporting to Head of Fixed Income. September 2006 – April 2010 with Fidelity Investments as Research Associate. July 2004 to August 2006 with Netscribes Pvt. Ltd as Research analyst. Jun 2003 to July 2004 with SPA Capital as debt market dealer. February 2001 to May 2003 with Khandwala Securities as debt market dealer.

#### J. PERFORMANCE OF THE SCHEME

##### Performance of the Fund as on 31.03.2018

Compounded Annualised Returns	Scheme Returns %	Benchmark Returns %
Returns for Last 1 Year	6.75	6.84
Returns for Last 3 Years	7.37	7.33
Returns for Last 5 Years	8.06	8.08
Returns Since Inception	7.35	6.87

Returns given for Regular Plan Growth Option. Allotment date of the scheme: 22.05.2003. Benchmark is: Crisil Liquid Fund.

##### Absolute Returns for the Last 5 Financial Years (As on March 31'2018)

Financial Year	Scheme Returns (%)	Benchmark Returns (%)
2017-2018	6.75	6.84
2016-2017	7.19	7.11
2015-2016	8.19	8.06
2014-2015	8.92	8.98
2013-2014	9.28	9.46



## ADDENDUM

This addendum sets out the changes regarding Additional Disclosure with respect to SEBI Circular: SEBI/HO/IMD/DF2/CIR/2016/42 dated March 18, 2016 in the Scheme Information Document (SID) / Key Information Memorandum (KIM) of Tata Money Market Fund (Open Ended Money Market Scheme, liquid fund category).

Effective Date: 30<sup>th</sup> April 2018

### Top 10 holdings by issuer as on 05.04.2018

Issuer Name	% of AUM*
GOVT OF INDIA**	5.14
ICICI BANK LTD.	4.2
AXIS BANK LTD.	4.02
RELIANCE RETAIL LTD.	3.51
EDELWEISS COMMODITIES SERVICES LTD.	3.5
FEDERAL BANK LTD.	3.5
PUNJAB & SIND BANK	3.5
PIRAMAL ENTERPRISES LTD.	3.16
SMALL INDUST DEVLOP BANK OF INDIA	3.09
IDFC BANK LTD.	2.98

\*Debt Securities. \*\* includes cash & cash equivalent

Note: Short Term Deposits are not included in the above disclosure.

The monthly portfolio of the Scheme shall be available in a user-friendly and downloadable format on the [www.tatamutualfund.com](http://www.tatamutualfund.com).

### Funds Allocation towards various sectors as on 05.04.2018

Sectors	% of AUM
FINANCIAL SERVICES	63.33
SERVICES	5.25
SOVEREIGN	5.14
CONSUMER GOODS	3.51
PHARMA	3.16
ENERGY	3.07
METALS	2.11
CEMENT & CEMENT PRODUCTS	1.75
CHEMICALS	1.57
TELECOM	0.53

### The aggregate investment in the scheme under the following categories as on 05.04.2018

Category	Rs. In Lacs
AMC's Board of Directors	141.05
Fund Manager/Managers of the scheme	NIL
Other Key Managerial Personnel	353.44

Portfolio Turnover of the Scheme: 11.46 Times for F.Y 2017-2018.



#### H. Fund Manager

Name	Age	Qualification	Total Experience (in years)	Other Schemes Under His Management	Experience (Assignments held during last 10 years)
Amit Somani (managing since 16.10.2013)	40	B. Com, PGDBM, CFA	17	Tata Corporate Bond Fund, Tata Liquid Fund.	Sep 2012 – till date with Tata Asset Management Ltd. as a Fund Manager reporting to Head-Fixed Income. Jun 2010 – Aug 2012 with Tata Asset Management Ltd. as a Credit Analyst reporting to Head of Fixed Income. September 2006 – April 2010 with Fidelity Investments as Research Associate. July 2004 to August 2006 with Netscribes Pvt. Ltd as Research analyst. Jun 2003 to July 2004 with SPA Capital as debt market dealer. February 2001 to May 2003 with Khandwala Securities as debt market dealer.

#### J. PERFORMANCE OF THE SCHEME

Performance of the Fund as on 31.03.2018

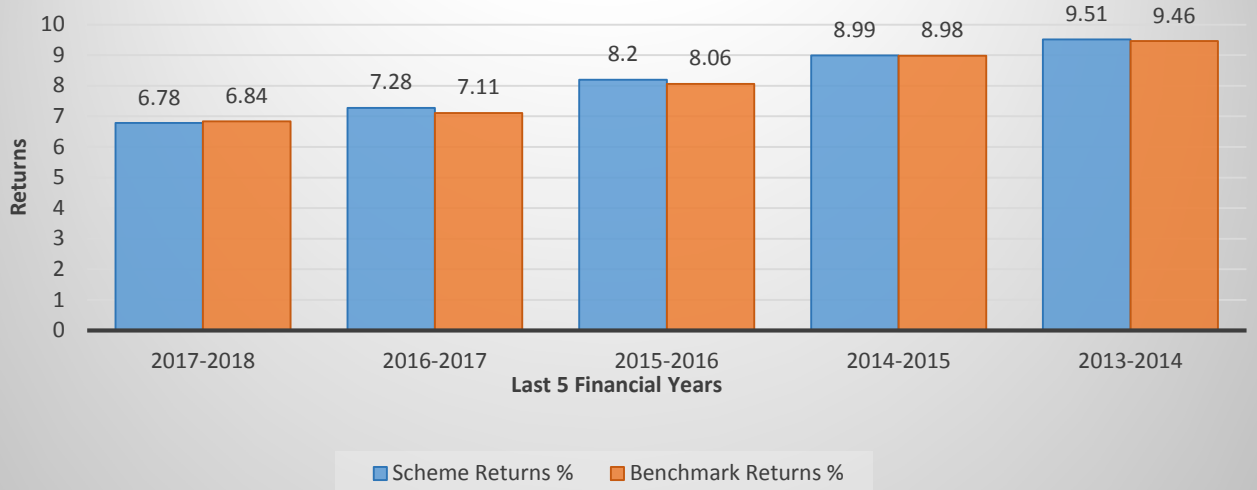
Compounded Annualised Returns	Scheme Returns %	Benchmark Returns %
Returns for Last 1 Year	6.78	6.84
Returns for Last 3 Years	7.41	7.33
Returns for Last 5 Years	8.14	8.08
Returns Since Inception	7.66	7.14

Returns given for Regular Plan Growth Option. Allotment date of the scheme: 01.09.2004. Benchmark is: Crisil Liquid Fund.

#### Absolute Returns for the Last 5 Financial Years (As on March 31'2018)

Financial Year	Scheme Returns (%)	Benchmark Returns (%)
2017-2018	6.78	6.84
2016-2017	7.28	7.11
2015-2016	8.20	8.06
2014-2015	8.99	8.98
2013-2014	9.51	9.46

## Tata Money Market Fund



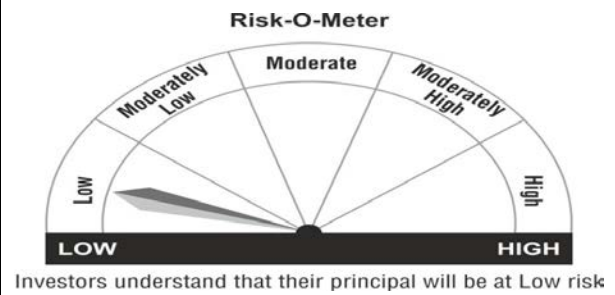
Past Performance may or may not be sustained in future.

### PRODUCT LABEL

This product is suitable for investors who are seeking\*:

- Regular Fixed Income for Short Term
- Investment in Money Market Instruments

\*Investors should consult their financial advisors if in doubt about whether the product is suitable for them



**Notes: -**

- The above revision will be implemented prospectively and shall remain in force till further notice.
- This addendum will form an integral part of the SID/KIM.
- All other terms and conditions of the SID/KIM read with other addendums if any remain unchanged.

**Risk Factor: Mutual Fund Investments are subject to market risks, read all scheme related documents carefully.**